

# NEBRASKA BOWL GAME RECORDS

## Team Records

### Total Offense

- » Most Plays ..... 90; 1973 Orange Bowl vs. Notre Dame
- » Most Yards ..... 636; 2000 Alamo Bowl vs. Northwestern
- » Fewest Yards ..... 110; 1955 Orange Bowl vs. Duke
- » Best Per-Play Average ..... 7.7; 2000 Alamo Bowl vs. Northwestern
- » Most First Downs ..... 30; 1973 Orange Bowl vs. Notre Dame
- ..... 30; 1998 Orange Bowl vs. Tennessee
- » Fewest First Downs ..... 6; 1955 Orange Bowl vs. Duke

### Rushing

- » Most Attempts ..... 69; 2000 Alamo Bowl vs. Northwestern
- » Most Yards ..... 524; 1996 Fiesta Bowl vs. Florida
- » Best Per-Rush Average ..... 7.7; 1996 Fiesta Bowl vs. Florida
- » Fewest Rushing Attempts ..... 24; 1966 Orange Bowl vs. Alabama
- » Fewest Rushing Yards ..... 58; 1941 Rose Bowl vs. Stanford
- » Most Touchdowns ..... 6; 1996 Fiesta Bowl vs. Florida
- ..... 6; 1998 Orange Bowl vs. Tennessee
- ..... 6; 2000 Alamo Bowl vs. Northwestern

### Passing

- » Most Attempts ..... 38; 1967 Sugar Bowl vs. Alabama
- » Fewest Attempts ..... 9; 1955 Orange Bowl vs. Duke
- ..... 9; 1964 Orange Bowl vs. Auburn
- » Most Completions ..... 22; 1967 Sugar Bowl vs. Alabama
- » Fewest Completions ..... 1; 1955 Orange Bowl vs. Duke
- » Most Interceptions Thrown ..... 5; 1967 Sugar Bowl vs. Alabama
- » Most Yards ..... 260; 1973 Orange Bowl vs. Notre Dame
- » Fewest Yards ..... 16; 1974 Sugar Bowl vs. Florida
- » Most Touchdowns ..... 3; 1966 Orange Bowl vs. Alabama
- ..... 3; 1985 Sugar Bowl vs. Louisiana State
- ..... 3; 2000 Alamo Bowl vs. Northwestern
- ..... 3; 2005 Alamo Bowl vs. Michigan
- » Highest Completion Percentage ..... 824 (14-17)
- ..... 1977 Liberty Bowl vs. North Carolina
- » Lowest Completion Percentage ..... 111 (1-9)
- ..... 1955 Orange Bowl vs. Duke

### Punting

- » Most Punts ..... 10; 1980 Cotton Bowl vs. Houston
- » Best Average ..... 51.5; 2005 Alamo Bowl vs. Michigan

### Scoring

- » Most Points ..... 66; 2000 Alamo Bowl vs. Northwestern
- » Most Touchdowns ..... 9; 2000 Alamo Bowl vs. Northwestern
- » Largest Margin of Victory ..... 49; 2000 Alamo Bowl vs. Northwestern
- » Largest Margin of Defeat ..... 27; 1955 Orange Bowl vs. Duke
- ..... 27; 1967 Sugar Bowl vs. Alabama
- » Most Points in a Loss ..... 30; 1984 Orange Bowl vs. Miami
- » Fewest Points in a Win ..... 13; 1964 Orange Bowl vs. Auburn
- ..... 13; 1974 Sugar Bowl vs. Florida
- » Most Points in a Quarter ..... 31 (second); 2000 Alamo Bowl vs. Northwestern
- » Fewest Points Scored ..... 0; 1992 Orange Bowl vs. Miami

### Turnovers

- » Most Fumbles ..... 6; 1986 Fiesta Bowl vs. Michigan
- ..... 6; 1984 Orange Bowl vs. Miami
- » Most Fumbles Lost ..... 4; 1983 Orange Bowl vs. Louisiana State
- ..... 4; 1966 Orange Bowl vs. Alabama
- » Fewest Fumbles ..... 0; 10 games
- » Most Turnovers (fumbles & interceptions) ..... 7; 1967 Sugar Bowl vs. Alabama

### Interceptions

- » Most Passes Intercepted ..... 6; 1969 Sun Bowl vs. Georgia
- » Most Return Yards ..... 68; 1969 Sun Bowl vs. Georgia

### Penalties

- » Most Penalties ..... 12; 2010 Holiday Bowl vs. Washington
- » Most Yards Penalized ..... 102; 2010 Holiday Bowl vs. Washington
- » Fewest Penalties ..... 1; 1976 Astro-Bluebonnet Bowl vs. Texas Tech
- » Fewest Yards Penalized ..... 5; 1976 Astro-Bluebonnet Bowl vs. Texas Tech

## Individual Records

### Total Offense

- » Most Yards Gained ..... 304; Tommie Frazier, 1996 Fiesta Bowl vs. Florida
- » Best Per-Play Average ..... 16.4; Johnny Rodgers, 1973 Orange Bowl vs. Notre Dame
- » Most TDs Responsible ..... 4; Bob Churchich, 1966 Orange Bowl vs. Alabama
- ..... 4; Craig Sundberg, 1985 Sugar Bowl vs. Louisiana State
- ..... 4; Johnny Rodgers, 1973 Orange Bowl vs. Notre Dame
- ..... 4; Eric Crouch, 2000 Alamo Bowl vs. Northwestern

### Rushing

- » Most Attempts ..... 37; Cory Ross, 2003 Alamo Bowl vs. Michigan State
- » Most Yards ..... 240; Dan Alexander, 2000 Alamo Bowl vs. Northwestern
- » Best Per-Rush Average ..... 12.4; Tommie Frazier, 1996 Fiesta Bowl vs. Florida
- » Longest Rush ..... 75; Tommie Frazier, 1996 Fiesta Bowl vs. Florida
- » Most Rushing TDs ..... 3; Scott Frost, 1998 Orange Bowl vs. Tennessee
- ..... 3; Johnny Rodgers, 1973 Orange Bowl vs. Notre Dame

### Passing

- » Most Attempts ..... 36; Joe Ganz, 2009 Gator Bowl vs. Clemson
- » Most Completions ..... 21; Bob Churchich, 1967 Sugar Bowl vs. Alabama
- » Most Interceptions Thrown ..... 4; David Humm, 1974 Sugar Bowl vs. Florida
- » Most Yards ..... 236; Joe Ganz, 2009 Gator Bowl vs. Clemson
- » Most Touchdowns ..... 3; Bob Churchich, 1966 Orange Bowl vs. Alabama
- ..... 3; Craig Sundberg, 1985 Sugar Bowl vs. Louisiana State
- ..... 3; Zac Taylor, 2005 Alamo Bowl vs. Michigan
- » Best Percentage ..... 846 (11-13); Tom Sorley, 1977 Liberty Bowl vs. North Carolina
- » Longest TD Pass ..... 74; Zac Lee to Niles Paul, 2009 Holiday Bowl vs. Arizona

### Receiving

- » Most Receptions ..... 6; Tom Penny, 1967 Sugar Bowl vs. Alabama
- ..... 6; Bobby Thomas, 1975 Fiesta Bowl vs. Arizona State
- ..... 6; Dennis Richnafsky, 1967 Sugar Bowl vs. Alabama
- ..... 6; Marlon Lucky, 2006 Cotton Bowl vs. Auburn
- » Most Yards ..... 138; Johnny Mitchell, 1991 Citrus Bowl vs. Georgia Tech
- » Most TDs ..... 2; Tony Jeter, 1966 Orange Bowl vs. Alabama
- ..... 2; Todd Frain, 1985 Sugar Bowl vs. Louisiana State
- ..... 2; Matt Davison, 2000 Alamo Bowl vs. Northwestern
- ..... 2; Terrence Nunn, 2005 Alamo Bowl vs. Michigan
- » Longest Reception ..... 74; Niles Paul from Zac Lee, 2009 Holiday Bowl vs. Arizona

### Interceptions

- » Most Interceptions ..... 2; Chad Daffer, 1985 Sugar Bowl vs. Louisiana State
- ..... 2; Charles Fryar, 1989 Orange Bowl vs. Miami
- ..... 2; Tyrone Legette, 1992 Orange Bowl vs. Miami
- » Most Return Yards ..... 65; Steve Manstedt, 1974 Cotton Bowl vs. Texas
- » Longest Return ..... 65; Steve Manstedt, 1974 Cotton Bowl vs. Texas
- » Passes Broken Up ..... 5; Zackary Bowman, 2005 Alamo Bowl vs. Michigan

### Punting

- » Most Punts ..... 10; Tim Smith, 1980 Cotton Bowl vs. Houston
- » Best Average ..... 51.5; Sam Koch, 2005 Alamo Bowl vs. Michigan
- » Longest Punt ..... 62; Grant Campbell, 1982 Orange Bowl vs. Clemson

### Punt Returns

- » Most Returns ..... 8; DeJuan Groce, 2002 Independence Bowl vs. Ole Miss
- » Most Return Yards ..... 136; Johnny Rodgers, 1973 Orange Bowl vs. Notre Dame
- » Longest Return ..... 77; Johnny Rodgers, 1973 Orange Bowl vs. Notre Dame

### Kickoff Returns

- » Most Returns ..... 5; Josh Davis, 2002 Independence Bowl vs. Ole Miss
- ..... 5; Josh Davis, 2002 Rose Bowl vs. Miami
- ..... 5; Damon Benning, 1995 Orange Bowl vs. Miami
- ..... 5; Richard Bell, 1989 Orange Bowl vs. Miami
- » Most Return Yards ..... 130; Frank Solich, 1966 Orange Bowl vs. Alabama
- » Longest Return ..... 92; Willie Ross, 1962 Gotham Bowl vs. Miami

### Scoring

- » Most Points ..... 24; Johnny Rodgers, 1973 Orange Bowl vs. Notre Dame
- » Most Touchdowns ..... 4; Johnny Rodgers, 1973 Orange Bowl vs. Notre Dame
- » Longest TD Play ..... 92; Willie Ross (kickoff), 1962 Gotham Bowl vs. Miami
- » Most Field Goals ..... 4; Paul Rogers, 1969 Sun Bowl vs. Georgia
- ..... 4; Alex Henery, 2009 Gator Bowl vs. Clemson
- ..... 4; Alex Henery, 2009 Holiday Bowl vs. Arizona
- » Longest Field Goal ..... 51; Josh Brown, 2000 Alamo Bowl vs. Northwestern
- » Most PATs ..... 9 (of 9 att.); Josh Brown, 2000 Alamo Bowl vs. Northwestern

# NEBRASKA'S OPPONENT BOWL GAME RECORDS

<b>Team</b>		<b>Individual</b>	
<b>Total Offense</b>		<b>Total Offense</b>	
» Most Plays.....	86; Alabama, 1966 Orange Bowl	» Most Yards Gained.....	414; Peter Tom Willis, Florida St., 1990 Fiesta Bowl
» Most Yards.....	518; Alabama, 1966 Orange Bowl	» Best Per-Play Average.....	15.9; Peter Tom Willis, Florida St., 1990 Fiesta Bowl
» Fewest Yards.....	109; Arizona, 2009 Holiday Bowl	» Most TDs Responsible.....	5; Peter Tom Willis, Florida St., 1990 Fiesta Bowl
» Best Per-Play Average.....	7.7; Miami, 2002 Rose Bowl		
» Most First Downs.....	34; Miami, 1962 Gotham Bowl		
» Fewest First Downs.....	6; Arizona, 2009 Holiday Bowl		
<b>Rushing</b>		<b>Rushing</b>	
» Most Attempts.....	64; Duke, 1955 Orange Bowl	» Most Attempts.....	34; Chris Polk, Washington, 2010 Holiday Bowl
» Most Yards.....	292; Oklahoma, 1979 Orange Bowl	» Most Yards.....	177; Chris Polk, Washington, 2010 Holiday Bowl
» Best Per-Rush Average.....	6.1; Northwestern, 2000 Alamo Bowl	» Best Per-Rush Average.....	8.3; Damien Anderson, Northwestern, 2000 Alamo Bowl
» Fewest Rushing Attempts.....	20; Arizona, 2009 Holiday Bowl	» Longest Rush.....	69; Damien Anderson, Northwestern, 2000 Alamo Bowl
» Fewest Rushing Yards.....	-28; Florida, 1996 Fiesta Bowl	» Longest Rushing TD.....	69; Damien Anderson, Northwestern, 2000 Alamo Bowl
		» Most Rushing TDs.....	2; Toward Sanford, Ole Miss, 2002 Independence Bowl
			2; William Bell, Georgia Tech, 1991 Citrus Bowl
			2; Nick Ryder, Miami, 1962 Gotham Bowl
<b>Passing</b>		<b>Passing</b>	
» Most Attempts.....	51; Florida State, 1988 Fiesta Bowl	» Most Attempts.....	51; Danny McManus, Florida St., 1988 Fiesta Bowl
» Most Completions.....	28; Florida State, 1988 Fiesta Bowl	» Most Completions.....	28; Danny McManus, Florida St., 1988 Fiesta Bowl
» Most Interceptions Thrown.....	6; Georgia, 1969 Sun Bowl	» Most Interceptions Thrown.....	5; Paul Gilbert, Georgia, 1969 Sun Bowl
» Most Yards.....	422; Florida State, 1990 Fiesta Bowl	» Most Yards.....	422; Peter Tom Willis, Florida St., 1990 Fiesta Bowl
» Fewest Yards.....	46; Arizona, 2009 Holiday Bowl	» Most Touchdowns.....	5; Peter Tom Willis, Florida St., 1990 Fiesta Bowl
» Most Touchdowns.....	5; Florida State, 1990 Fiesta Bowl	» Best Percentage.....	.696 (16-23) Shawn Jones, Georgia Tech, 1991 Citrus Bowl
» Highest Completion Percentage.....	.714 (25-35); Tennessee, 1998 Orange Bowl	» Longest TD Pass.....	49; Ken Dorsey to Andre Johnson, Miami, 2002 Rose Bowl
» Lowest Completion Percentage.....	.231 (2-13); Alabama, 1972 Orange Bowl		
» Fewest Attempts.....	3; Oklahoma, 1979 Orange Bowl		
» Fewest Completions.....	2; Oklahoma, 1979 Orange Bowl		
<b>Interceptions</b>		<b>Receiving</b>	
» Most Interceptions.....	5; Alabama, 1967 Sugar Bowl	» Most Receptions.....	9; Ray Perkins, Alabama, 1966 Orange Bowl
» Most Return Yards.....	84; Florida, 1974 Sugar Bowl		9; Andy Hamilton, LSU, 1971 Orange Bowl
		» Most Yards.....	199; Andre Johnson, Miami, 2002 Rose Bowl
		» Most Touchdowns.....	2; seven players
			(most recent Andre Johnson, Miami, 2002 Rose Bowl)
		» Longest Reception.....	63; Brad Brennan, Arizona, 1998 Holiday Bowl
		» Longest TD Reception.....	49; Andre Johnson, Miami, 2002 Rose Bowl
<b>Punting</b>		<b>Interceptions</b>	
» Most Punts.....	10; Georgia, 1969 Sugar Bowl	» Most Interceptions.....	3; Bobby Johns, Alabama, 1967 Sugar Bowl
	10; Northwestern, 2000 Alamo Bowl	» Most Return Yards.....	63; Crezdon Butler, Clemson, 2009 Gator Bowl
» Best Average.....	52.3; Tennessee, 1998 Orange Bowl	» Longest Return.....	63; Crezdon Butler, Clemson, 2009 Gator Bowl
<b>Scoring</b>		<b>Punting</b>	
» Most Points.....	45; Georgia Tech, 1991 Citrus Bowl	» Most Punts.....	10; Spike Jones, Georgia, 1969 Sun Bowl
» Most Touchdowns.....	6; Florida State, 1990 Fiesta Bowl		10; J.J. Standring, Northwestern, 2000 Alamo Bowl
	6; Georgia Tech, 1991 Citrus Bowl	» Best Average.....	52.3; Chris Hogue, Tennessee, 1998 Orange Bowl
» Largest Margin of Victory.....	27; Duke, 1955 Orange Bowl	» Longest Punt.....	78; Chris Hogue, Tennessee, 1998 Orange Bowl
	27; Alabama, 1967 Sugar Bowl		
» Fewest Points in a Win.....	10; Arkansas, 1965 Cotton Bowl		
» Most Points in a Quarter.....	27 (second); Miami, 2002 Rose Bowl		
» Fewest Points Scored.....	0; Arizona, 2009 Holiday Bowl		
<b>Turnovers</b>		<b>Punt Returns</b>	
» Most Fumbles.....	7; Houston, 1980 Cotton Bowl	» Most Returns.....	7; Steve Breaston, Michigan, 2005 Alamo Bowl
» Most Fumbles Lost.....	4; Mississippi State, 1980 Sun Bowl	» Most Yards Returned.....	72; Steve Breaston, Michigan, 2005 Alamo Bowl
» Fewest Fumbles.....	0; Six times	» Longest Return.....	48; Eddie Brown, Miami, 1984 Orange Bowl
» Most Turnovers (fumbles & interceptions).....	9; Georgia, 1969 Sun Bowl		
<b>Penalties</b>		<b>Kickoff Returns</b>	
» Most Penalties.....	13; Florida State, 1990 Fiesta Bowl	» Most Returns.....	6; Reidel Anthony, Florida, 1996 Fiesta Bowl
» Most Yards Penalized.....	143; Miami, 1992 Orange Bowl	» Most Yards Return.....	195; Reidel Anthony, Florida, 1996 Fiesta Bowl
» Fewest Penalties.....	1; Alabama, 1967 Sugar Bowl	» Longest Return.....	93; Reidel Anthony, Florida, 1996 Fiesta Bowl
» Fewest Yards Penalized.....	15; Alabama, 1967 Sugar Bowl		
		<b>Scoring</b>	
		» Most Points.....	18; William Bell, Georgia Tech, 1991 Citrus Bowl
			18; Billy Taylor, Texas Tech, 1976 Astro-Bluebonnet Bowl
		» Most Touchdowns.....	3; William Bell, Georgia Tech, 1991 Citrus Bowl
			3; Billy Taylor, Texas Tech, 1976 Astro-Bluebonnet Bowl
		» Longest TD.....	93; Reidel Anthony (kickoff), Florida, 1996 Fiesta Bowl
		» Most Field Goals.....	4; Scott Bentley, Florida State; 1994 Orange Bowl
		» Longest Field Goal.....	49; Juan Bentanzos, LSU, 1983 Orange Bowl
		» Most PATs.....	6; Scott Sisson, Georgia Tech, 1991 Citrus Bowl

# NEBRASKA BOWL GAME RECORDS

## Combined Records

- » Most Points.....86; 1996 Fiesta Bowl (NU 62, Florida 24)
- » Fewest Points..... 17; 1965 Cotton Bowl (NU 7, Arkansas 10)
- » Most Touchdowns.....11; 1996 Fiesta Bowl (NU 8, Florida 3)  
..... 11; 2000 Alamo Bowl (NU 9, Northwestern 2)
- » Fewest Touchdowns ..... 2; five times  
..... most recently 2003 Alamo Bowl vs. Michigan State
- » Most Points in Quarter ..... 45 (second); 2000 Alamo Bowl  
..... (NU 31, Northwestern 14)
- » Most Plays..... 163; 1969 Sun Bowl (NU 88, Georgia 75)
- » Most First Downs.....47; 1984 Orange Bowl (NU 25, Miami 22)  
..... 1996 Orange Bowl vs. Virginia Tech (NU 25, Virginia Tech 22)
- » Fewest First Downs.....22; 1965 Cotton Bowl (NU 11, Arkansas 11)
- » Most Total Offensive Yards.....1,019; 2000 Alamo Bowl (NU 636, Northwestern 383)
- » Fewest Total Offensive Yards ..... 344; 1965 Cotton Bowl (NU 168, Arkansas 176)
- » Most Rushing Yards ..... 708; 2000 Alamo Bowl (NU 476, Northwestern 232)
- » Fewest Rushing Yards ..... 129; 2009 Gator Bowl (NU 125, Clemson 4)
- » Most Rushes Attempted..... 115; 1974 Sugar Bowl (NU 60, Florida 55)
- » Fewest Rushes Attempted..... 61; 2009 Gator Bowl (NU 35, Clemson 26)
- » Most Passing Yards .....629; 1990 Fiesta Bowl (NU 207, Florida State 422)
- » Fewest Passing Yards ..... 108; 1955 Orange Bowl (NU 26, Duke 82)
- » Most Passes Attempted..... 74; 2005 Alamo Bowl (NU 31, Michigan 43)
- » Fewest Passes Attempted .....22; 1955 Orange Bowl (NU 9, Duke 13)
- » Most Passes Completed ..... 40; 1990 Fiesta Bowl (NU 15, Florida State 25)
- » Fewest Passes Completed ..... 7; 1974 Sugar Bowl (NU 2, Florida 5)
- » Most Touchdown Passes ..... 6; 1990 Fiesta Bowl (NU 1, Florida State 5)  
..... 6; 2005 Alamo Bowl (NU 3, Michigan 3)
- » Most Touchdown Rushes..... 7; 1996 Fiesta Bowl (NU 6, Florida 1)  
..... 7; 2000 Alamo Bowl (NU 6, Northwestern 1)
- » Most Interceptions ..... 8; 1969 Sun Bowl (NU 2, Georgia 6)
- » Most Fumbles ..... 11; 1987 Sugar Bowl (NU 5, Louisiana State 6)
- » Fewest Fumbles .....0; 1985 Sugar Bowl vs. Louisiana State
- » Most Fumbles Lost..... 6; 1971 Orange Bowl (NU 3, Louisiana State 3)
- » Most Turnovers.....9; 1967 Orange Bowl (NU 7, Alabama 2)  
..... 9; 1971 Orange Bowl (NU 4, Louisiana State 5)
- » Most Penalties ..... 21; 1994 Orange Bowl (NU 11, Florida State 10)
- » Fewest Penalties ..... 3; 1976 Astro-Bluebonnet Bowl (NU 1, Texas Tech 2)  
..... 3; 1967 Sugar Bowl (NU 2, Alabama 1)
- » Most Yards Penalized.....208; 1987 Sugar Bowl (NU 78, Louisiana State 130)
- » Fewest Yards Penalized..... 26; 1976 Astro-Bluebonnet Bowl (NU 5, Texas Tech 21)



Tommie Frazier had a dazzling 75-yard touchdown run in the third quarter of the 1996 Fiesta Bowl, the longest rush in Nebraska bowl game history. Frazier finished with 199 yards rushing in the No. 1 Huskers' 62-24 national championship victory over No. 2 Florida, which stood as an NCAA bowl game rushing record for a quarterback until 2005.

## Longest Scoring Plays

1. 92 Willie Ross kickoff return; 1962 Gotham Bowl vs. Miami
2. 77 Johnny Rodgers punt return; 1972 Orange Bowl vs. Alabama
3. 75 Tommie Frazier run; 1996 Fiesta Bowl vs. Florida
4. 74 Niles Paul pass from Zac Lee; 2009 Holiday Bowl vs. Arizona
5. 71 DeJuan Groce punt return; 2002 Rose Bowl vs. Miami
6. 69 Matt Davison pass from Bobby Newcombe; 2000 Alamo Bowl vs. Northwestern
7. 68 Dennis Claridge run; 1964 Orange Bowl vs. Auburn
8. 60 Bobby Newcombe punt return; 2000 Fiesta Bowl vs. Tennessee  
60 DeJuan Groce punt return; 2002 Independence Bowl vs. Ole Miss
10. 58 Bobby Newcombe pass from Eric Crouch; 2000 Alamo Bowl vs. Northwestern
11. 52 Frosty Anderson pass from Johnny Rodgers; 1973 Orange Bowl vs. Notre Dame  
52 Tim McCrady pass from Jeff Quinn; 1980 Sun Bowl vs. Miss. State  
52 Dana Brinson punt return; 1988 Fiesta Bowl vs. Florida State  
52 Terrence Nunn pass from Zac Taylor; 2005 Alamo Bowl vs. Michigan
15. 50 Johnny Rodgers pass from David Humm; 1973 Orange Bowl vs. Notre Dame  
50 Derek Brown run; 1991 Citrus Bowl vs. Georgia Tech  
50 Eric Crouch run; 2000 Alamo Bowl vs. Northwestern

## Longest Passes

1. \*74 Niles Paul from Zac Lee; 2009 Holiday Bowl vs. Arizona
2. \*69 Matt Davison from Bobby Newcombe; 2000 Alamo Bowl vs. Northwestern
3. \*58 Bobby Newcombe from Matt Davison; 2000 Alamo Bowl vs. Northwestern  
58 Isaiah Fluellen from Jammal Lord; 2003 Alamo Bowl vs. Michigan St.
5. 56 Johnny Rodgers from Jerry Tagge; 1972 Orange Bowl vs. Alabama
6. 55 Tim McCrady from Jeff Quinn; 1980 Sun Bowl vs. Miss. State
7. \*52 Frosty Anderson from Johnny Rodgers; 1973 Orange Bowl vs. Notre Dame  
\*52 Tim McCrady from Jeff Quinn; 1980 Sun Bowl vs. Miss. State  
\*52 Terrence Nunn from Zac Taylor; 2005 Alamo Bowl vs. Michigan
10. \*50 Johnny Rodgers from David Humm; 1973 Orange Bowl vs. Notre Dame

\* Scoring play

## Longest Rushes

1. \*75 Tommie Frazier; 1996 Fiesta Bowl vs. Florida
2. \*68 Dennis Claridge; 1964 Orange Bowl vs. Auburn
3. 66 Jammal Lord; 2003 Alamo Bowl vs. Michigan State
4. 58 Quentin Castille; 2009 Gator Bowl vs. Clemson
5. \*50 Derek Brown; 1991 Citrus Bowl vs. Georgia Tech  
\*50 Eric Crouch; 2000 Alamo Bowl vs. Northwestern
7. 47 Ahman Green; 1998 Orange Bowl vs. Tennessee  
47 Willie Miller; 2000 Fiesta Bowl vs. Tennessee
9. 45 Harry Wilson; 1965 Cotton Bowl vs. Arkansas
10. 43 Ahman Green; 1996 Fiesta Bowl vs. Florida

\* Scoring play

## Interception Returns For TD

1. 42 Michael Booker; 1996 Fiesta Bowl vs. Florida

## Punt Returns For TD

1. 77 Johnny Rodgers; 1972 Orange Bowl vs. Alabama
2. 71 DeJuan Groce; 2002 Rose Bowl vs. Miami
3. 60 Bobby Newcombe; 2000 Fiesta Bowl vs. Tennessee  
60 DeJuan Groce; 2002 Independence Bowl vs. Ole Miss
5. 52 Dana Brinson; 1988 Fiesta Bowl vs. Florida State

## Kickoff Returns For TD

1. 92 Willie Ross; 1962 Gotham Bowl vs. Miami

## Fumble Returns For TD

1. 31 Jason Peter; 1996 Orange Bowl vs. Virginia Tech

# NEBRASKA INDIVIDUAL BOWL RECORDS

## Single-Game Top Performances

### 100-Yard Rushing Games

1. 240 Dan Alexander; 2000 Alamo Bowl vs. Northwestern
2. 206 Ahman Green; 1998 Orange Bowl vs. Tennessee
3. 199 Tommie Frazier; 1996 Fiesta Bowl vs. Florida
4. 165 Lawrence Phillips; 1996 Fiesta Bowl vs. Florida
5. 161 Cory Ross; 2005 Alamo Bowl vs. Michigan
6. 147 Mike Rozier; 1984 Orange Bowl vs. Miami
7. 138 Cory Ross; 2003 Alamo Bowl vs. Michigan State
8. 126 Tony Davis; 1974 Sugar Bowl vs. Florida
9. 125 Quentin Castille; 2009 Gator Bowl vs. Clemson
10. 118 Rick Berns; 1976 Astro-Bluebonnet Bowl vs. Texas Tech  
118 Mike Rozier; 1983 Orange Bowl vs. Louisiana State
12. 114 Eric Crouch; 2002 Rose Bowl vs. Miami
13. 108 Dennis Claridge; 1964 Orange Bowl vs. Auburn  
108 Dan Alexander; 2000 Fiesta Bowl vs. Tennessee
15. 106 Tony Davis; 1974 Cotton Bowl vs. Florida
16. 102 Doug Dubose; 1985 Sugar Bowl vs. LSU

### Passing Yards

1. 236 Joe Ganz; 2009 Gator Bowl vs. Clemson
2. 232 Bob Churchich; 1966 Orange Bowl vs. Alabama
3. 220 Tom Sorley; 1979 Orange Bowl vs. Oklahoma
4. 209 Tom Haase; 1991 Citrus Bowl vs. Georgia Tech
5. 206 Tommie Frazier; 1994 Orange Bowl vs. Florida State
6. 201 Bob Churchich; 1967 Sugar Bowl vs. Alabama
7. 193 Eric Crouch; 1998 Holiday Bowl vs. Arizona
8. 186 David Humm; 1973 Orange Bowl vs. Notre Dame
9. 184 Turner Gill; 1983 Orange Bowl vs. Louisiana State
10. 183 Vince Ferragamo; 1976 Astro-Bluebonnet Bowl vs. Texas Tech

### Receiving Yards

1. 138 Johnny Mitchell; 1991 Citrus Bowl vs. Georgia Tech (5 receptions)
2. 123 Corey Dixon; 1993 Orange Bowl vs. Louisiana State (5 receptions)  
123 Niles Paul; 2009 Holiday Bowl vs. Arizona (4 receptions)
4. 107 Chuck Malito; 1976 Bluebonnet Bowl vs. Texas Tech (3 receptions)  
107 Tim McCrady; 1980 Sun Bowl vs. Mississippi State (2 receptions)
6. 96 Todd Peterson; 2009 Gator Bowl vs. Clemson (4 receptions)
7. 91 Terrence Nunn; 2005 Alamo Bowl vs. Michigan (4 receptions)
8. 85 Matt Davison; 2000 Alamo Bowl vs. Northwestern (3 receptions)
9. 84 Johnny Rodgers; 1972 Orange Bowl vs. Alabama (4 receptions)  
84 Irving Fryar; 1983 Orange Bowl vs. Louisiana State (5 receptions)  
84 Isaiah Fluellen; 2003 Alamo Bowl vs. Michigan State (4 receptions)

### Longest Field Goals

1. 51 Josh Brown; 2000 Alamo Bowl vs. Northwestern
2. 50 Paul Rogers; 1969 Sun Bowl vs. Georgia  
50 Greg Barrios; 1989 Orange Bowl vs. Miami  
50 Alex Henery; 2009 Holiday Bowl vs. Arizona
5. 48 Alex Henery; 2009 Gator Bowl vs. Clemson
6. 47 Alex Henery; 2009 Holiday Bowl vs. Arizona
7. 43 Rich Sanger; 1974 Cotton Bowl vs. Texas
8. 42 Paul Rogers; 1969 Sun Bowl vs. Georgia  
42 Dale Klein; 1987 Sugar Bowl vs. Louisiana State
10. 41 Alex Henery; 2009 Holiday Bowl vs. Arizona

### Leading Scorers

1. 24 Johnny Rodgers; 1973 Orange Bowl vs. Notre Dame
2. 18 Lawrence Phillips; 1996 Fiesta Bowl vs. Florida  
18 Scott Frost; 1998 Orange Bowl vs. Tennessee
4. 16 Paul Rogers; 1969 Sun Bowl vs. Georgia
5. 15 Alex Henery; 2009 Holiday Bowl vs. Arizona

### Sacks

1. 3 Trev Alberts; 1994 Orange Bowl vs. Florida State (29 yards)  
3 Dwayne Harris; 1995 Orange Bowl vs. Miami (11 yards)
3. 2 Terrell Farley; 1996 Fiesta Bowl vs. Florida (9 yards)  
2 Aaron Wills; 2000 Fiesta Bowl vs. Tennessee (8 yards)  
2 Trevor Johnson; 2002 Independence Bowl vs. Mississippi (19 yards)  
2 Trevor Johnson; 2003 Alamo Bowl vs. Michigan State (16 yards)  
2 Demorrio Williams; 2003 Alamo Bowl vs. Michigan State (12 yards)  
2 Ndamukong Suh; 2009 Gator Bowl vs. Clemson (19 yards)  
2 Pierre Allen; 2009 Holiday Bowl vs. Arizona (20 yards)

## All-Time Bowl Career Leaders

### Rushing Yards

1. 349 Dan Alexander, 1998-2000 (three games)
2. 340 Mike Rozier, 1982-84 (three games)
3. 326 Ahman Green, 1996-98 (three games)
4. 325 Lawrence Phillips, 1994-96 (three games)
5. 316 Tommie Frazier, 1993-96 (four games)

**Most Attempts:** 66; Mike Rozier, 1982-84

### Passing Yards

1. 501 Bob Churchich, 1965-67 (three games)
2. 494 Eric Crouch, 1998-2002 (four games)
3. 447 Tommie Frazier, 1993-96 (four games)
4. 365 Jerry Tagge, 1969-71 (three games)
5. 356 Turner Gill, 1983-84 (two games)

**Most Attempts:** 66, Bob Churchich, 1965-67 (three games)

**Most Completions:** 41, Bob Churchich, 1965-67 (three games)

### Receiving Yards

1. 233 Matt Davison, 1998-2000, (three games)
2. 200 Johnny Rodgers, 1971-73 (three games)
3. 195 Johnny Mitchell, 1991-92 (two games)
4. 173 Corey Dixon, 1993-94, (two games)
5. 150 Tim Smith, 1977-80, (three games)

**Most Receptions:** 11, Johnny Rodgers, 1971-73 (three games)

### Scoring

1. 36 Kris Brown 1996-1998 (four games)
2. 32 Josh Brown, 1999-2002 (four games)
3. 30 Johnny Rodgers, 1971-73 (three games)  
30 Scott Frost, 1996-98 (two games)  
30 Alex Henery, 2008-10 (three games)

**Touchdowns:** 5, Frost and Rodgers

## NCAA Bowl Records Held by Nebraska Individual

» Most Extra-Point Kick Attempts--

9, Josh Brown, 2000 Alamo Bowl vs. Northwestern (tied with five others)

» Most Extra-Point Kicks Made--

9, Josh Brown, 2000 Alamo Bowl vs. Northwestern (tied with five others)

### Team

» Most Points--

66, 2000 Alamo Bowl vs. Northwestern

» Most Points Scored in One Quarter--

Second quarter, 31 points, 2000 Alamo Bowl vs. Northwestern

» Most Touchdowns--

9, 2000 Alamo Bowl vs. Northwestern (tied with four other teams)

» Most Net Rushing Yards--

524 (68 att.), 1996 Fiesta Bowl vs. Florida

» Most Punt Returns--

9, 2000 Alamo Bowl vs. Northwestern (tied with one other team)



Second-ranked Nebraska defeated No. 3 Tennessee, 42-17, to give Head Coach Tom Osborne a share of the national championship in his final game. Nebraska has won its last three bowl games in the state of Florida dating back to 1995.

# NEBRASKA'S ALL-TIME BOWL GAMES

## 1941 ROSE BOWL STANFORD - 21 NEBRASKA - 13



Score by Quarters	1	2	3	4	Final
Stanford	7	7	7	0	21
Nebraska	7	6	0	0	13

Statistics	Nebraska	Stanford
First Downs	9	15
Rush Yards	58	202
Pass Yards	85	68
Total Yards	143	270

**Pasadena, Calif., Jan. 1, 1941** - Nebraska was only the third Big Six team to play in a postseason bowl game, but the Cornhuskers made their first bowl trip a memorable one with an invitation to the granddaddy of them all — The Rose Bowl.

Under the warm California sun in Pasadena, Coach Biff Jones' Cornhuskers led Clark Shaughnessy's Stanford Indians twice in the first half, but fell victim to the innovative T-formation, 21-13. The Huskers took a 7-0 lead just six plays after the kickoff when fullback Vike Francis plunged over from the two. Stanford tied the count four plays later when Hugh Gallarneau bolted over from nine yards out.

In the second quarter, the Huskers took the lead again on a 33-yard Herm Rohrig-to-Allen Zikmund pass, but the Indians came back on Frankie Albert's 41-yard TD pass to Gallarneau for a 14-13 halftime lead. A 39-yard TD punt return by Pete Kmetovic iced the game for the Indians in the third quarter. The 92,000 fans on hand made up the largest crowd ever to see Nebraska play until the 2002 Rose Bowl (93,781).

## 1962 GOTHAM BOWL NEBRASKA - 36 MIAMI - 34



Score by Quarters	1	2	3	4	Final
Miami	6	14	7	7	34
Nebraska	6	14	8	8	36

Statistics	Nebraska	Miami
First Downs	12	34
Rush Yards	150	181
Pass Yards	146	321
Total Yards	296	502

**New York, N.Y., Dec. 15, 1962** - Playing under Coach Bob Devaney, Nebraska won its first bowl game in three tries, upsetting Miami and George Mira, 36-34, in the second and last of New York's now-defunct Gotham Bowl. Playing in Yankee Stadium before only 6,166 fans in freezing weather, the Huskers and Hurricanes put on one of the greatest bowl shows ever, trading scores in every quarter.

Willie Ross' one-yard plunge and Bill "Thunder" Thornton's subsequent two-point conversion run gave the Huskers a 36-27 lead just minutes into the fourth quarter. Mira, who passed for 321 yards, led a valiant comeback attempt but was thwarted by a last-minute interception by Husker guard Bob Brown.

## 1965 COTTON BOWL ARKANSAS - 10 NEBRASKA - 7



Score by Quarters	1	2	3	4	Final
Arkansas	3	0	0	7	10
Nebraska	0	7	0	0	7

Statistics	Nebraska	Arkansas
First Downs	11	11
Rush Yards	100	45
Pass Yards	68	131
Total Yards	168	176

**Dallas, Texas, Jan. 1, 1965** - Coach Frank Broyles' Arkansas Razorbacks mounted an 80-yard fourth quarter drive against a previously impregnable Nebraska defense to down the Huskers, 10-7, in NU's first Dallas appearance. The Huskers had led most of the way in one of the greatest defensive battles in bowl history.

Arkansas opened the scoring on a 31-yard Tom McKnelly field goal in the first quarter. Sophomore Harry Wilson then capped a 69-yard Husker march in the second quarter with a one-yard plunge to give Nebraska a 7-3 halftime lead. The Huskers held that lead until Bobby Burnett finished the Arkansas drive with a three-yard TD run with 4:41 left in the game. In the fierce defensive struggle, first downs were even at 11, and the Razorbacks held a slim edge in total offense, 176-168.

## 1955 ORANGE BOWL DUKE - 34 NEBRASKA - 7



Score by Quarters	1	2	3	4	Final
Duke	0	14	6	14	34
Nebraska	0	0	7	0	7

Statistics	Nebraska	Duke
First Downs	9	23
Rush Yards	84	288
Pass Yards	26	82
Total Yards	110	370

**Miami, Fla., Jan. 1, 1955** - If Nebraska's first bowl bid was a memorable one, its second was one to forget. The 1954 Cornhuskers finished second behind Oklahoma in the Big Seven race and went to Miami under the no-repeat rule.

Making their first bowl appearance in 14 years, Bill Glassford's Cornhuskers trailed Duke's Blue Devils at the half, 14-0, but pulled within 14-7 early in the third quarter after a minus two-yard Duke punt. Halfback Don Comstock scored from the three to cap a 35-yard drive. After that, it was all Duke. Coach Bill Murray's Blue Devils rolled 65 yards to score on their next possession and added two more tallies in the fourth quarter to ice the game, 34-7.

## 1964 ORANGE BOWL NEBRASKA - 13 AUBURN - 7



Score by Quarters	1	2	3	4	Final
Auburn	0	0	7	0	7
Nebraska	10	3	0	0	13

Statistics	Nebraska	Auburn
First Downs	11	17
Rush Yards	204	126
Pass Yards	30	157
Total Yards	234	283

**Miami, Fla., Jan. 1, 1964** - Nebraska made its second Orange Bowl trip a happier one than the first with a 13-7 win over Auburn in the 1964 Miami classic. The Huskers evened their bowl record with the win and handed Bob Devaney his second bowl win in as many tries.

Husker quarterback Dennis Claridge broke the game open before most of the 72,647 fans had settled in their seats. On the Huskers' second play from scrimmage, Claridge bolted 68 yards down the sideline to put NU ahead 7-0. At the time, it was the longest TD run in Orange Bowl history. Moments later, Dave Theisen broke another Orange Bowl record with a 31-yard field goal. The record lasted until the second quarter when Theisen booted a 36-yarder to give NU a 13-0 halftime lead.

Auburn quarterback Jimmy Sidle almost brought the Tigers back, but Husker linebacker John Kirby batted a fourth-and-four pass away at the goal line with less than three minutes to go to preserve the win for Nebraska.

## 1966 ORANGE BOWL ALABAMA - 39 NEBRASKA - 28



Score by Quarters	1	2	3	4	Final
Alabama	7	17	8	7	39
Nebraska	0	7	6	15	28

Statistics	Nebraska	Alabama
First Downs	17	29
Rush Yards	145	222
Pass Yards	232	296
Total Yards	377	518

**Miami, Fla., Jan. 1, 1966** - With the national championship riding on the outcome, Coach Bob Devaney's Huskers took on Alabama's Crimson Tide for the first time. Nebraska went into the game 10-0 and ranked third, while Alabama was 8-1-1 and fourth. Earlier in the day, top-ranked Michigan State lost to UCLA in the Rose Bowl and LSU knocked off No. 2 Arkansas in the Cotton Bowl to set up a national title game in the Orange Bowl.

Playing in Nebraska's first night bowl game, 'Bama won the title 39-28. The Tide led 24-7 at the half and the game was never in serious doubt, but led by the passing of Bob Churchich, the Huskers fought back and made the final score respectable.

# NEBRASKA'S ALL-TIME BOWL GAMES

## 1967 SUGAR BOWL

**ALABAMA - 34**  
**NEBRASKA - 7**



Score by Quarters	1	2	3	4	Final
Alabama	17	7	3	7	34
Nebraska	0	0	0	7	7

Statistics	Nebraska	Alabama
First Downs	16	19
Rush Yards	84	157
Pass Yards	213	279
Total Yards	297	436

**New Orleans, La., Jan. 2, 1967** - Never one to duck a challenge, Coach Bob Devaney and his Huskers accepted a bid for a rematch with Alabama and Bear Bryant in the Sugar Bowl. It turned out to be a little too much of a challenge as No. 3 'Bama handed the No. 6 Huskers a 34-7 thumping.

The Tide rolled up a 17-0 first-quarter advantage and led at halftime, 24-0, behind the passing of Kenny Stabler. Sophomore fullback Dick Davis prevented a complete whitewashing with a 15-yard TD catch of a Bob Churchich pass on the first play of the fourth quarter for NU's only score. Churchich sparkled again against the Tide, completing 21-of-34 passes for 201 yards. With the defeat, the Huskers became just the second team in NCAA history, behind Alabama, to hold the dubious distinction of having lost in each of the four major bowls.

## 1971 ORANGE BOWL

**NEBRASKA - 17**  
**LSU - 12**



Score by Quarters	1	2	3	4	Final
LSU	0	3	9	0	12
Nebraska	10	0	0	7	17

Statistics	Nebraska	LSU
First Downs	18	20
Rush Yards	132	51
Pass Yards	161	227
Total Yards	293	278

**Miami, Fla., Jan. 1, 1971** - Playing under the lights in Miami's Orange Bowl for the first time in five years, Coach Bob Devaney's Nebraska Cornhuskers won the first of two straight national titles by virtue of a 17-12 win over LSU and some fortunate circumstances.

Earlier in the day, top-ranked Texas was upset by Notre Dame, 24-11, in the Cotton Bowl, and No. 2 Ohio State was shocked by Stanford, 27-17, in the Rose Bowl. That left the door to the title wide open for No. 3 Nebraska. The Huskers responded by building a 10-0 first-quarter lead on a 25-yard field goal by Paul Rogers and a three-yard TD run by Joe Orduna. But a pair of Mark Lumpkin FGs and a 31-yard Buddy Lee-to-Al Coffee TD pass on the last play of the third quarter gave the aroused Tigers a 12-10 lead.

Nebraska showed its grit by driving 67 yards. Quarterback Jerry Tagge stretched the ball over from the one-yard line with 8:50 left, and the Huskers clinched their first national title.

## 1973 ORANGE BOWL

**NEBRASKA - 40**  
**NOTRE DAME - 6**



Score by Quarters	1	2	3	4	Final
Notre Dame	0	0	0	6	6
Nebraska	7	13	20	0	40

Statistics	Nebraska	Notre Dame
First Downs	30	13
Rush Yards	300	104
Pass Yards	260	103
Total Yards	560	207

**Miami, Fla., Jan. 1, 1973** - Heisman Trophy winner Johnny Rodgers went wild, scoring four touchdowns and passing for another, as the Cornhuskers became the first team to win three straight Orange Bowls, romping over Notre Dame, 40-6. In his last game as a Cornhusker, Rodgers was moved to I-back from his usual wingback position, and on the game's first play he took a pitchout for a 13-yard gain. It was a sign of things to come.

"Johnny R" capped his career by scoring on runs of eight, four and five yards and caught the Irish defense by surprise with a 52-yard TD pass to Frosty Anderson in the second quarter. He scored the last of his 50 career TDs (including bowls) when he caught a sideline pass from Dave Humm in the third quarter and scampered 50 yards to paydirt.

The contest marked the final appearance of Head Coach Bob Devaney on the Husker sideline, as he retired after the season with a 101-20-2 record and two national titles in 11 years at Nebraska.

## 1969 SUN BOWL

**NEBRASKA - 45**  
**GEORGIA - 6**



Score by Quarters	1	2	3	4	Final
Georgia	0	0	0	6	6
Nebraska	18	0	14	13	45

Statistics	Nebraska	Georgia
First Downs	17	11
Rush Yards	190	55
Pass Yards	165	130
Total Yards	355	185

**El Paso, Texas, Dec. 20, 1969** - Golden-toed Paul Rogers booted a Sun Bowl-record four field goals — all in the first quarter — and Coach Bob Devaney's Huskers romped to a 45-6 win over Georgia in the 35th edition of El Paso's Sun Bowl.

Rogers booted FGs of 50, 32, 42 and 37 yards, and sophomore I-back Jeff Kinney added a TD run of 11 yards that gave Nebraska an 18-0 lead at the end of the first quarter, and the Huskers were never threatened. For his record-setting effort, Rogers was named the game's outstanding offensive player. The Big Eight co-champion Cornhuskers rolled up a 355-185 total offense advantage over the outmanned Bulldogs. Dan Schneiss led the Husker rushers with 63 yards, and Van Brownson completed 11-of-18 passes for 109 yards.

After two years away from the bowl scene, Nebraska started an NCAA record run of 35 consecutive bowl appearances for the Huskers (1969-2003) in the Sun Bowl.

## 1972 ORANGE BOWL

**NEBRASKA - 38**  
**ALABAMA - 6**



Score by Quarters	1	2	3	4	Final
Alabama	0	0	6	0	6
Nebraska	14	14	3	7	38

Statistics	Nebraska	Alabama
First Downs	15	16
Rush Yards	183	241
Pass Yards	159	47
Total Yards	342	288

**Miami, Fla., Jan. 1, 1972** - It was supposed to be another "Game of the Century," rivaling Nebraska's 35-31 win over Oklahoma a few weeks earlier. The 12-0 Huskers were No. 1, the 11-0 Alabama Crimson Tide were No. 2, but the Orange Bowl had a dream game for a little less than a quarter.

The Huskers struck early on a two-yard TD run by Jeff Kinney before Johnny Rodgers broke the Tide's back with a 77-yard punt return for a touchdown on the last play of the first quarter. The Huskers added two more scores in the second stanza, and by halftime the Huskers left no doubt about who was No. 1, as Nebraska led 28-0. The Huskers continued to dominate and rolled to a 38-6 win, giving Nebraska a second straight national title and Coach Bob Devaney a satisfying first win in three tries over Alabama Coach Bear Bryant.

## 1974 COTTON BOWL

**NEBRASKA - 19**  
**TEXAS - 3**



Score by Quarters	1	2	3	4	Final
Texas	3	0	0	0	3
Nebraska	0	3	13	3	19

Statistics	Nebraska	Texas
First Downs	21	11
Rush Yards	240	106
Pass Yards	91	90
Total Yards	331	196

**Dallas, Texas, Jan. 1, 1974** - Tom Osborne's Nebraska Cornhuskers broke open a tight contest in the third quarter with a pair of game-breaking plays to chalk up a 19-3 win over the Texas Longhorns. The chilled crowd of 67,500 saw the Big Eight's runner-up and the Southwest Conference champion battle to a 3-3 tie at halftime, thanks to a brilliant Longhorn goal-line stand just before the gun.

But the Huskers were not to be denied and midway through the third quarter, safety Bob Thornton returned a Texas field goal try 41 yards to set up the clinching touchdown. Ritch Bahe got the final 12 yards on a reverse to make it 10-3. Four plays later, John Bell recovered a Texas fumble at the Longhorn 19, and Tony Davis ripped in from the three to make it 16-3. Rich Sanger kicked a 43-yard field goal with 8:09 left to complete the scoring.

Texas had scored first on a 22-yard field goal by Bill Schott in the wake of a Husker fumble, but early in the second quarter, defensive end Steve Manstedt picked up a Roosevelt Leaks fumble in mid-air and raced 65 yards to the eight. But a stiff Longhorn defense forced a 24-yard field goal by Sanger.

# NEBRASKA'S ALL-TIME BOWL GAMES

## 1974 SUGAR BOWL NEBRASKA - 13 FLORIDA - 10



Score by Quarters	1	2	3	4	Final
Florida	7	3	0	0	10
Nebraska	0	0	0	13	13

Statistics	Nebraska	Florida
First Downs	18	13
Rush Yards	304	178
Pass Yards	16	97
Total Yards	320	275

**New Orleans, La., Dec. 31, 1974** - Rallying from a 10-0 deficit, Nebraska scored three times in the fourth quarter to win its sixth straight bowl game with a 13-10 defeat of the Florida Gators.

Florida scored once in the first quarter and kicked a field goal in the second, while holding Nebraska's usually strong offense to 138 total yards.

But in the fourth quarter, Tony Davis, Terry Luck, kicker Mike Coyle and the Blackshirts led Nebraska to victory.

Freshman sensation I-back Monte Anthony scored the Huskers' first touchdown with 13:24 left in the game, when he ran straight up the middle for two yards and a score. Coyle's kick was good, and the Huskers trailed 10-7.

Davis set up Coyle's two deciding field goals with inspired running, as he picked up 126 yards on 17 carries, including the longest run of the game for 40 yards. For his performance, Davis was named the game's most valuable player, an award he also received in the Cotton Bowl the previous year. Coyle tied the score on a 37-yard boot with 7:13 left in the game, and his 39-yard kick gave the Huskers the win.

## 1976 BLUEBONNET BOWL NEBRASKA - 27 TEXAS TECH - 24



Score by Quarters	1	2	3	4	Final
Texas Tech	3	14	7	0	24
Nebraska	7	7	13	0	27

Statistics	Nebraska	Texas Tech
First Downs	21	24
Rush Yards	164	191
Pass Yards	232	193
Total Yards	396	384

**Houston, Texas, Dec. 31, 1976** - In the most exciting bowl game of the year, Nebraska edged a determined Texas Tech team, 27-24, in the Astro-Bluebonnet Bowl.

Twice Nebraska rallied to overcome 10-point deficits. With Texas Tech ahead 17-7 and time running out in the second quarter, quarterback Vince Ferragamo moved the Cornhuskers 80 yards in less than two minutes to score on a 22-yard touchdown pass to Mark Dufresne. But Texas Tech running back Billy Taylor countered in the third quarter with an eight-yard TD run to open the gap to 24-14.

Once again, the Cornhuskers started to work on the Texas Tech lead. Rick Berns broke around the right end and dashed untouched 18 yards into the end zone to put Nebraska within three. The Huskers took the lead when Ferragamo connected with Chuck Malito for a 23-yard touchdown pass.

Malito's touchdown proved to be the final score, but the game was in doubt until Reg Gast recovered a Red Raider fumble with 1:34 left in the game. The fumble killed a Tech threat and allowed Nebraska to run out the clock.

## 1979 ORANGE BOWL OKLAHOMA - 31 NEBRASKA - 24



Score by Quarters	1	2	3	4	Final
Oklahoma	7	7	17	0	31
Nebraska	7	0	3	14	24

Statistics	Nebraska	Oklahoma
First Downs	27	17
Rush Yards	217	292
Pass Yards	220	47
Total Yards	437	339

**Miami, Fla., Jan. 1, 1979** - In the first-ever matchup of Big Eight teams in a bowl game, Nebraska just missed duplicating its 17-14 win over Oklahoma several weeks earlier in losing to the Sooners, 31-24.

Nebraska got off to a fast start in trying for an unprecedented double over OU, driving 80 yards in 15 plays after the opening kickoff to take a 7-0 lead on Tom Sorley's 21-yard touchdown pass to Tim Smith. The Huskers then watched the revenge-minded Sooners score 24 unanswered points.

Nebraska's rally started with 9:12 left in the game when I-back Rick Berns capped a 78-yard drive with a one-yard touchdown run that reduced the deficit to 31-17. A little more than a minute later, defensive tackle David Clark recovered quarterback Thomas Lott's fumble at the OU 42, and the Huskers were back in the game. Oklahoma's defense yielded 35 yards to the seven, but stiffened to stop I-back Craig Johnson on a fourth-and-one with 4:24 to go to seal the win. The Huskers did march 58 yards in 10 plays to score on a two-yard pass from Sorley to Junior Miller on the final play of the game.

## 1975 FIESTA BOWL ARIZONA STATE - 17 NEBRASKA - 14



Score by Quarters	1	2	3	4	Final
Arizona State	3	3	0	11	17
Nebraska	0	7	7	0	14

Statistics	Nebraska	Arizona State
First Downs	20	20
Rush Yards	198	162
Pass Yards	90	173
Total Yards	288	335

**Tempe, Ariz., Dec. 26, 1975** - Nebraska's record-tying six-game bowl win streak was snapped by Arizona State in the 1975 Fiesta Bowl, when the Sun Devils edged the Huskers, 17-14, before 51,396 partisan fans on ASU's home field.

The final blow came with 4:50 remaining in the game, when ASU kicker Dan Kush successfully booted a 29-yard field goal, breaking a 14-14 tie and capping a rally from a 14-6 deficit after three quarters.

Fighting to the very end, Nebraska took the ensuing kickoff and drove to the Arizona State 31-yard line with less than two minutes to play. The Huskers' next two plays were incomplete passes, but on third down, quarterback Terry Luck hit fullback Tony Davis with a pass at the ASU 21-yard line. Davis was hit hard by two Arizona State players and fumbled the ball. The Sun Devils recovered, killed the clock and claimed the 17-14 win.

Nebraska ended the 1975 season at 10-2 and ranked No. 9 in the country. The Huskers lost their last two games of the year to Oklahoma, 35-10, and Arizona State, which finished 1-2 in the final AP poll.

## 1977 LIBERTY BOWL NEBRASKA - 21 NORTH CAROLINA - 17



Score by Quarters	1	2	3	4	Final
North Carolina	0	14	3	0	17
Nebraska	0	7	0	14	21

Statistics	Nebraska	North Carolina
First Downs	21	17
Rush Yards	206	169
Pass Yards	161	93
Total Yards	367	262

**Memphis, Tenn., Dec. 19, 1977** - Quarterback Randy Garcia came off the bench in the fourth quarter to throw two touchdown passes and rally Nebraska from a 10-point, fourth-quarter deficit to a 21-17 win over North Carolina in the 19th annual Liberty Bowl.

Garcia, who replaced starter Tom Sorley, first hit wingback Curtis Craig, who made a sensational diving catch, for a 10-yard touchdown with 10:51 left to cut the Husker deficit to 17-14. Garcia then threw a 34-yard scoring pass to Tim Smith with 3:16 left in the game to cap a rally that ended UNC's upset hopes.

The Tar Heels drew first blood early in the second quarter on a 12-yard scoring pass from Matt Kupec to tight end Brooks Williams. After the Huskers tied the game at 7-7 on a 15-yard touchdown run by fullback Dodie Donnell, Kupec threw a 10-yard scoring pass to fullback Bob Loomis late in the half for a 14-7 North Carolina lead at intermission.

Carolina appeared to take control at 17-7 late in the third quarter on a 47-yard field goal by Tom Biddle, before Garcia's heroics brought NU back.

## 1980 COTTON BOWL HOUSTON - 17 NEBRASKA - 14



Score by Quarters	1	2	3	4	Final
Houston	0	7	0	10	17
Nebraska	7	0	0	7	14

Statistics	Nebraska	Houston
First Downs	13	18
Rush Yards	136	206
Pass Yards	91	119
Total Yards	227	325

**Dallas, Texas, Jan. 1, 1980** - Reserve quarterback Terry Elston threw a six-yard, fourth-down touchdown pass to Eric Herring with just 12 seconds left as Houston handed Nebraska a heartbreaking 17-14 loss in a six-year string of incredible finishes in Husker bowl games.

Before a CBS national audience, the Huskers and Cougars battled tooth-and-nail for a full 60 minutes. The goal-line situation at the end was a fitting finale.

Nebraska struck first as Jarvis Redwine scored on a nine-yard run late in the first period, but Houston responded when Elston scored to knot the game 7-7 at the half.

After a scoreless third period, Southwest Conference champion Houston took its first lead of the game on a 41-yard field goal by Ken Hatfield with 8:25 left. The Huskers then forced a Houston fumble and Jeff Quinn found Jeff Finn for the go-ahead touchdown with 3:56 remaining.

The next 3:44 were all Elston, as the junior accounted for all but 11 yards in the Cougars' winning 66-yard drive, completing 5-of-7 passes for 45 yards, including three for crucial first downs, and rushing three times for 10 yards.

# NEBRASKA'S ALL-TIME BOWL GAMES

## 1980 SUN BOWL NEBRASKA - 31 MISSISSIPPI STATE - 17



Score by Quarters	1	2	3	4	Final
Mississippi State	0	0	3	14	17
Nebraska	7	10	7	7	31

Statistics	Nebraska	Mississippi State
First Downs	16	15
Rush Yards	159	93
Pass Yards	159	102
Total Yards	318	195

**El Paso, Texas, Dec. 27, 1980** - A great passing performance by senior Jeff Quinn and a stout defensive effort enabled Nebraska to enjoy a successful return to the Sun Bowl by downsitting Mississippi State, 31-17.

The Huskers drew first blood just 2:30 into the game when, on the first play after MSU's Mardye McDole fumbled a Nebraska punt, split end Todd Brown scored on a 23-yard end-around. NU added 10 points in the second quarter on a 22-yard Kevin Seibel field goal and an eight-yard Quinn-to-Jeff Finn pass to take a 17-0 lead into the locker room at halftime.

MSU finally scored in the third quarter on a 47-yard field goal and appeared to be gaining momentum when Husker defensive end Jimmy Williams recovered a fumble at the Bulldog 25 to set up a two-yard touchdown run by Andra Franklin. The Huskers iced the game with a 52-yard Quinn-to-Tim McCrady pass late in the game. For their efforts, Williams and Quinn were named the outstanding players of the 1980 Sun Bowl.

## 1983 ORANGE BOWL NEBRASKA - 21 LSU - 20



Score by Quarters	1	2	3	4	Final
LSU	7	7	3	3	20
Nebraska	7	0	7	7	21

Statistics	Nebraska	LSU
First Downs	22	12
Rush Yards	219	38
Pass Yards	184	173
Total Yards	403	211


**Miami, Fla., Jan. 1, 1983** - Nebraska was its own worst enemy for most of the game, but the Huskers pulled out a 21-20 victory over LSU with a strong second half.

After jumping out to an early 7-0 lead, NU appeared poised for another score following an interception. But Nebraska turned the ball right back over to set up a tying Tiger touchdown. The Huskers then fumbled the ball away at the LSU 15, forced a punt and fumbled it at their own 45 to set up another LSU score. Then NU threw an interception and was thankful to be down only 14-7 at halftime.

The second half did not start out any better, as NU missed a field goal and fumbled again to set up a field goal that gave LSU a 17-7 lead. But down 10 points, the Husker offense came alive, driving 80 yards in 12 plays to score on an 11-yard pass from Turner Gill to Mike Rozier, and going 47 yards in seven plays to regain the lead, 21-17, early in the fourth quarter on a one-yard run by Gill.

Another interception set up an LSU field goal that cut the margin to 21-20. But the Husker offense sealed the win by eating up the final 5:05.

## 1985 SUGAR BOWL NEBRASKA - 28 LSU - 10



Score by Quarters	1	2	3	4	Final
LSU	3	7	0	0	10
Nebraska	0	7	7	14	28

Statistics	Nebraska	LSU
First Downs	23	21
Rush Yards	280	183
Pass Yards	143	221
Total Yards	423	404

**New Orleans, La., Jan. 1, 1985** - Senior quarterback Craig Sundberg closed out his career in grand style, as he led the Huskers back from a 10-0 first-half deficit to a 28-10 win over Louisiana State in the 51st annual Sugar Bowl.

LSU scored on two of its first three possessions to grab the early lead, but after a rocky start, the Sundberg-led NU offense put up 28 unanswered points. Two of the Huskers' four touchdowns were set up by a defense that forced six Tiger turnovers, including five interceptions.

Doug DuBose helped spark Nebraska with a 102-yard rushing effort, but it was Sundberg who provided most of the punch and was named the game's most valuable player. Starting for the first time since arm trouble knocked him out of the starting lineup at midseason, Sundberg completed 10-of-15 passes for 143 yards, threw for three touchdowns and ran for the go-ahead score on a nine-yard sprint 6:46 into the second half. Sundberg's three touchdown passes tied a Nebraska bowl record. Two of those scoring tosses went to tight end Todd Frain, tying another NU bowl mark.

## 1982 ORANGE BOWL CLEMSON - 22 NEBRASKA - 15



Score by Quarters	1	2	3	4	Final
Clemson	6	6	10	0	22
Nebraska	7	0	0	8	15

Statistics	Nebraska	Clemson
First Downs	13	17
Rush Yards	193	155
Pass Yards	63	134
Total Yards	256	289

**Miami, Fla., Jan. 1, 1982** - The battle between top-ranked Clemson and No. 4 Nebraska was for the national title as No. 2 Georgia and No. 3 Alabama lost their bowl games. The dream of a third national title in 12 years was not to be for the Huskers, as their own errors and standout performances by Clemson quarterback Homer Jordan and the Tiger defense gave the South Carolina school its first national title and a 12-0 season with a 22-15 victory.

The Tigers scored first on a 41-yard field goal to take a 3-0 lead, but NU came back and took a 7-3 lead midway through the first quarter on a 25-yard TD pass from I-back Mike Rozier to wingback Anthony Steels.

The opportunistic Tigers then took advantage of Husker errors to score 19 unanswered points and led 22-7 after three periods. Early in the fourth quarter, the Huskers came back on a 26-yard scoring run and a two-point conversion by Roger Craig, cutting the margin to 22-15. But an eighth untimely penalty stopped another promising drive moments later, and the elusive Jordan ate up all but six seconds of the last 5:24.

## 1984 ORANGE BOWL MIAMI - 31 NEBRASKA - 30



Score by Quarters	1	2	3	4	Final
Miami	17	0	14	0	31
Nebraska	0	14	3	13	30

Statistics	Nebraska	Miami
First Downs	25	22
Rush Yards	306	130
Pass Yards	172	300
Total Yards	478	430

**Miami, Fla., Jan. 2, 1984** - In one of the most exciting bowl games ever played, No. 4 Miami overcame two rallies from double-digit deficits from No. 1 Nebraska to win the national championship. The game was decided when strong safety Ken Calhoun knocked Turner Gill's two-point PAT pass out of Jeff Smith's hands with 48 seconds left in the game, preserving a 31-30 home-field win for Miami.

Behind Bernie Kosar, Miami jumped to a quick 17-0 first-quarter lead and never trailed. The Huskers rallied to score two second-quarter touchdowns, then tied the game early in the second half on a Scott Livingston field goal, but Miami scored twice in a five-minute span later in the third period to put the visitors in a 31-17 hole.

Jeff Smith came in for injured Heisman Trophy winner Mike Rozier and rushed for 99 yards and two touchdowns, the second, a 24-yarder on fourth-and-eight, to get the Huskers within 31-30. Coach Tom Osborne eschewed the PAT kick, and a tie that would have assured Nebraska the national title, and decided to go for it all. But, thanks to Calhoun, Gill, Smith and Osborne came up just short.

## 1986 FIESTA BOWL MICHIGAN - 27 NEBRASKA - 23



Score by Quarters	1	2	3	4	Final
Michigan	3	0	24	0	27
Nebraska	0	14	0	9	23

Statistics	Nebraska	Michigan
First Downs	20	16
Rush Yards	304	171
Pass Yards	66	63
Total Yards	370	234

**Tempe, Ariz., Jan. 1, 1986** - After building a 14-3 halftime lead, Nebraska self-destructed in the third quarter and was never able to recover completely in dropping a 27-23 decision to Michigan in the Sunkist Fiesta Bowl.

The Huskers used a pair of second-quarter touchdowns by I-back Doug DuBose to take the lead, but a fumble on the third play of the second half set up a 21-yard Wolverine touchdown drive that cut the NU margin to 14-10. Nebraska fumbled again on the second play after the ensuing kickoff, setting up a 38-yard touchdown drive that put Michigan up for good, 17-14.

Nebraska's next drive stalled after one first down, and the Wolverines blocked Dan Wingard's punt, recovering it at the NU six-yard line. The Nebraska defense held, and a 19-yard Pat Moons field goal made it 20-14 Michigan, 8:18 into the second half. Later in the period, the Maize and Blue took advantage of two pass interference penalties to score another touchdown to build what proved to be an insurmountable 27-14 lead.

# NEBRASKA'S ALL-TIME BOWL GAMES

## 1987 SUGAR BOWL NEBRASKA - 30 LSU - 15



Score by Quarters	1	2	3	4	Final
LSU	7	0	0	8	15
Nebraska	0	10	7	13	30

Statistics	Nebraska	LSU
First Downs	22	10
Rush Yards	242	32
Pass Yards	110	159
Total Yards	352	191

**New Orleans, La., Jan. 1, 1987** - Louisiana State had a 66-yard touchdown drive in the first three minutes of the contest and another 66-yard touchdown drive in the last three minutes of the game. In between, Nebraska dominated the Tigers by running off 30 unanswered points to post a 30-15 win in the USF&G Sugar Bowl, the Huskers' 25th bowl appearance.

Between those two Tiger drives, Nebraska gained 334 yards to LSU's 59, and had a first-down advantage of 22-3. The Huskers made a remarkable recovery from a disheartening loss to Oklahoma at the end of the regular season and posted Nebraska's fourth bowl win over LSU in as many tries and the third in five years.

Steve Taylor became the second Nebraska quarterback in three years to win the Miller-Digby Trophy as the Sugar Bowl MVP. He completed 11-of-19 passes for 110 yards and one touchdown and rushed 20 times for 63 yards and another score. Of Taylor's 173 total offensive yards, 90 came in two drives in which the Huskers went from a 7-3 deficit to a 17-7 lead.

## 1989 ORANGE BOWL MIAMI - 23 NEBRASKA - 3



Score by Quarters	1	2	3	4	Final
Miami	7	13	0	3	23
Nebraska	0	0	3	0	3


Statistics	Nebraska	Miami
First Downs	10	20
Rush Yards	80	69
Pass Yards	55	285
Total Yards	135	354

**Miami, Fla., Jan. 2, 1989** - Second-ranked Miami's quickness, particularly on defense, proved to be too much for No. 6 Nebraska, as the Hurricanes dominated the Huskers, 23-3. Despite the win and a final 11-1 record, the Hurricanes were unable to lay claim to a second straight national title, which went to undefeated Notre Dame.

Although the Nebraska defense held the Miami offense to 354 total-offense yards, nearly 100 yards less than its season average, the Huskers never could get untracked against the Hurricanes' second-ranked defense. After leading the nation in rushing at 382.3 yards per game during the regular season, NU managed only 80 yards rushing against Miami and finished with 10 first downs.

NU needed a career-long 50-yard field goal by Gregg Barrios to capitalize on its only serious scoring threat. Early in the third quarter, Tahaun Lewis picked off a pass and returned it to the Miami 37. But the Huskers had to settle for Barrios' field goal, which prevented Nebraska's first shutout since the 1973 season.

## 1991 CITRUS BOWL GEORGIA TECH - 45 NEBRASKA - 21



Score by Quarters	1	2	3	4	Final
Georgia Tech	7	17	7	14	45
Nebraska	0	14	7	0	21

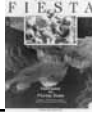
Statistics	Nebraska	Georgia Tech
First Downs	14	19
Rush Yards	126	190
Pass Yards	209	277
Total Yards	335	467

**Orlando, Fla., Jan. 1, 1991** - Despite a second-quarter rally, Nebraska was unable to overcome a 21-0 deficit as the Huskers fell to undefeated Georgia Tech, 45-21, in the Florida Citrus Bowl. The Yellow Jackets finished 11-0-1 with the victory and edged Colorado for the UPI national title, while the Buffaloes, who had beaten NU, 27-12, in November, claimed the AP crown.

Two freshmen gave Husker fans a ray of hope after Tech took a three-touchdown lead. All-Big Eight tight end Johnny Mitchell hauled in a 30-yard touchdown pass from Tom Haase, then I-back Derek Brown sprinted 50 yards to cut the margin to 21-14 with 5:07 left in the half. But that was as close as Nebraska would get, and running back William Bell's two fourth-quarter touchdowns sealed the Huskers' fate.

Mitchell finished the game with five receptions for an NU bowl record 138 yards, while Brown rushed for 99 yards, and Haase came off the bench to complete 14-of-21 passes for 209 yards and two touchdowns.

## 1988 FIESTA BOWL FLORIDA STATE - 31 NEBRASKA - 28



Score by Quarters	1	2	3	4	Final
Florida State	0	21	3	7	31
Nebraska	14	0	14	0	28

Statistics	Nebraska	Florida State
First Downs	20	26
Rush Yards	242	82
Pass Yards	142	375
Total Yards	384	457

**Tempe, Ariz., Jan. 1, 1988** - Florida State quarterback Danny McManus hit Ronald Lewis with a 15-yard, fourth-down touchdown pass with 3:07 left in the game to give Florida State a 31-28 win over Nebraska. The TD pass capped a 97-yard touchdown drive by the Seminoles, who had taken over at their three-yard line with 6:58 to go when a fumble kept the Huskers from putting the game away.

It was a frustrating day for Nebraska, which jumped to a 14-0 first-quarter lead on a short drive set up by a Richard Bell punt return, and a 52-yard punt return touchdown by Dana Brinson. The Husker defense held FSU to just 82 yards on the ground, including only 28 yards by standout tailback Sammie Smith. But McManus threw for 375 yards, his career high by 100 yards. He was named the offensive player of the game, while Husker tackle Neil Smith earned defensive honors.

Even after Florida State took the late lead, the Huskers almost rallied, but Steve Taylor's 58-yard pass to Morgan Gregory that advanced NU to the Seminole two-yard line was called back because of a penalty.

## 1990 FIESTA BOWL FLORIDA STATE - 41 NEBRASKA - 17



Score by Quarters	1	2	3	4	Final
Florida State	0	21	20	0	41
Nebraska	7	3	0	7	17

Statistics	Nebraska	Florida State
First Downs	18	18
Rush Yards	115	72
Pass Yards	207	422
Total Yards	322	494

**Tempe, Ariz., Jan. 1, 1990** - Fifth-ranked Florida State rode the arm of quarterback Peter Tom Willis and the talents of a bevy of quick, talented receivers to a 41-17 win over No. 6 Nebraska in the 19th Sunkist Fiesta Bowl.

NU had the lead twice in the first half after driving 69 yards for a touchdown on their first possession, and taking a 10-7 lead on a field goal in the second period.

From then on, it was all FSU. The Seminoles scored touchdowns on five of their next seven possessions to build a 41-10 lead at the end of three quarters. In the process, Willis had the best passing day ever against NU in a bowl game, completing 25-of-40 passes for 422 yards and five touchdowns.

For the second straight year, the Huskers faced a bowl opponent that was probably the best team in the nation, but had virtually no hope of winning the national title because of untimely defeats early in the year. FSU lost its first two games in 1989 to Southern Mississippi and Clemson, then roared back to win its last 10, including a 24-10 victory over eventual No. 1 Miami.

## 1992 ORANGE BOWL MIAMI - 22 NEBRASKA - 0



Score by Quarters	1	2	3	4	Final
Miami	13	0	9	0	22
Nebraska	0	0	0	0	0

Statistics	Nebraska	Miami
First Downs	9	25
Rush Yards	82	182
Pass Yards	89	257
Total Yards	171	439

**Miami, Fla., Jan. 1, 1992** - No. 1-ranked Miami, playing on its home field for at least a share of its fourth national title in nine years, used overwhelming team speed and a smothering defense to blank Nebraska, 22-0. It was the Cornhuskers' first shutout defeat in 221 games since the 1973 season.

The win left the Hurricanes 12-0 on the season with a split national title, joining a 12-0 Washington team that beat Nebraska, 36-21, at Lincoln in September. The Hurricanes were No. 1 in the Associated Press poll, while the Huskies claimed the top spot in the USA Today/CNN Coaches poll. It was the second straight year for a split title, and for the second straight year Nebraska, 9-2-1, lost to both teams involved, having been defeated by Colorado and Georgia Tech the previous season.

Miami held Nebraska to 82 rushing yards after the Huskers had won the NCAA rushing title in the regular season at 353.2 yards per game.

# NEBRASKA'S ALL-TIME BOWL GAMES

## 1993 ORANGE BOWL FLORIDA STATE - 27 NEBRASKA - 14



Score by Quarters	1	2	3	4	Final
Florida State	7	13	7	0	27
Nebraska	0	7	0	7	14

Statistics	Nebraska	Florida State
First Downs	13	23
Rush Yards	144	221
Pass Yards	146	215
Total Yards	290	436

**Miami, Fla., Jan. 1, 1993** - The Seminoles scored 20 straight points to open the game and cruised to a 27-14 victory.

Nebraska had missed on two field goal opportunities, while Florida State was good on two attempts. After Nebraska stalled on its first possession of the second half, the Seminoles put together an 85-yard drive to go up 27-7. That would prove to be FSU's last score, as the Husker defense forced the Seminoles to punt on all of their five remaining possessions. Tommie Frazier connected with Gerald Armstrong on a one-yard pass with 10 minutes remaining in the fourth quarter to pull within 13, but two interceptions thwarted the comeback bid.

The No. 11 Huskers turned the ball over three times after leading the nation in turnover margin during the regular season. NU was limited to 144 yards rushing after leading the nation in that category during the regular season.

NU dropped to 9-3 on the season and finished 14th in the final polls, its 24th consecutive year finishing in the AP top 25. FSU finished second to Alabama in the rankings.

## 1995 ORANGE BOWL NEBRASKA - 24 MIAMI - 17



Score by Quarters	1	2	3	4	Final
Miami	10	0	7	0	17
Nebraska	0	7	2	15	24

Statistics	Nebraska	Miami
First Downs	20	14
Rush Yards	199	29
Pass Yards	106	248
Total Yards	305	277

**Miami, Fla., Jan. 1, 1995** - Behind a pair of fourth-quarter touchdown runs by fullback Cory Schlesinger, No. 1 Nebraska defeated third-ranked Miami, 24-17, to capture its first national title since 1971. The title was the first for NU Head Coach Tom Osborne, whose teams fell just short in the 1982, 1984 and 1994 Orange Bowls.

After spotting the Hurricanes a 10-0 advantage at the end of the first quarter, the Huskers trailed 10-7 at half following a second-quarter Brook Berringer 19-yard touchdown pass to Mark Gilman. Miami extended the margin to 17-7 on a 44-yard touchdown pass five plays into the third quarter, but would not score again.

On Miami's next possession, Dwayne Harris sacked Frank Costa for a safety. In the fourth quarter, Schlesinger scored from 15 yards out and NU converted its two-point try to tie the game at 17-17. After forcing a three-and-out on Miami's next possession, Nebraska marched 58 yards on six plays before Schlesinger's 14-yard score gave the Huskers a 24-17 lead. Kareem Moss ended any Hurricane comeback hopes with an interception.

## 1996 ORANGE BOWL NEBRASKA - 41 VIRGINIA TECH - 21



Score by Quarters	1	2	3	4	Final
Virginia Tech	7	7	7	0	21
Nebraska	0	17	14	10	41

Statistics	Nebraska	Virginia Tech
First Downs	25	22
Rush Yards	279	193
Pass Yards	136	214
Total Yards	415	407

**Miami, Fla., Dec. 31, 1996** - Nebraska used strong performances from I-back Damon Benning and quarterback Scott Frost to down 10th-ranked Virginia Tech, 41-21.

The sixth-ranked Huskers picked up their third straight bowl victory, as Benning rushed for 95 yards and scored on touchdown runs of 33 and six yards.

The Hokies led 7-0 after the first quarter, before Nebraska scored 17 straight points. Kris Brown's 25-yard field goal cut the Hokie lead to 7-3, before Scott Frost scored on a five-yard touchdown run. The NU defense pushed the margin to 17-7 after Jason Peter recovered a fumble and raced 31 yards for a touchdown.

Jim Druckenmiller threw a pair of touchdown passes to close the gap to 24-21 midway through the third quarter before NU scored the final 17 points. Benning scored on a six-yard run, while Brown added a 37-yard field goal before a 22-yard touchdown run by Frost with three minutes left clinched the victory.

## 1994 ORANGE BOWL FLORIDA STATE - 18 NEBRASKA - 16



Score by Quarters	1	2	3	4	Final
Florida State	0	6	9	3	18
Nebraska	0	7	0	9	16

Statistics	Nebraska	Florida State
First Downs	20	22
Rush Yards	183	47
Pass Yards	206	286
Total Yards	389	333

**Miami, Fla., Jan. 1, 1994** - Nebraska came up just short against Florida State, losing 18-16 in the final seconds of the national title game. NU entered the game ranked first in the coaches poll, while FSU was No. 1 in the AP poll.

Nebraska had a punt return for a touchdown called back, but the Huskers still led 7-6 at the half on the strength of a Tommie Frazier 34-yard touchdown pass to Reggie Baul. In the third quarter, FSU scored on a one-yard TD run and followed with a 39-yard field goal for a 15-7 lead. NU answered when Lawrence Phillips scored from 12 yards out on the first play of the fourth quarter to make it 15-13.

Late in the fourth quarter, Frazier sprinted down to the FSU 4, setting up a Byron Bennett 27-yard field goal that put NU on top 16-15 with 1:16 remaining. FSU Heisman Trophy winner Charlie Ward then led the Seminoles downfield, and Scott Bentley kicked a 22-yard field goal with 21 seconds left to give FSU an 18-16 lead.

Frazier came right back and hit Trumane Bell for a 29-yard gain and the Huskers were able to call timeout with one second remaining to set up a game-winning 45-yard field goal attempt that sailed wide left.

## 1996 FIESTA BOWL NEBRASKA - 62 FLORIDA - 24



Score by Quarters	1	2	3	4	Final
Florida	10	0	8	6	24
Nebraska	6	29	14	13	62

Statistics	Nebraska	Florida
First Downs	27	15
Rush Yards	524	-28
Pass Yards	105	297
Total Yards	629	269

**Tempe, Ariz., Jan. 2, 1996** - In one of the greatest performances in college football history, top-ranked Nebraska became only the second team ever to post perfect back-to-back national championship seasons with a 62-24 victory over No. 2 Florida. The 38-point margin was the second largest in a No. 1 vs. No. 2 showdown.

The Huskers trailed 10-6 at the end of the first period before striking for 29 unanswered points in the second quarter. Lawrence Phillips' 42-yard score gave NU a 13-10 advantage. Jamel Williams then sacked Danny Wuerffel for a safety and NU added an Ahman Green touchdown run on the ensuing possession. After Kris Brown's field goal made it 25-10, Michael Booker intercepted a Wuerffel pass and returned it 42 yards for a touchdown, giving the Huskers a 32-10 cushion. Brown's second field goal of the quarter extended the lead to 35-10 at halftime.

Tommie Frazier scored on a pair of long touchdowns in the second half - including a 75-yard TD run - to finish with 199 yards rushing. NU rushed for an NCAA bowl-record 524 yards in the performance and held Florida to minus-28 yards on the ground.

## 1998 ORANGE BOWL NEBRASKA - 42 TENNESSEE - 17



Score by Quarters	1	2	3	4	Final
Tennessee	0	3	6	8	17
Nebraska	7	7	21	7	42

Statistics	Nebraska	Tennessee
First Downs	30	16
Rush Yards	409	128
Pass Yards	125	187
Total Yards	534	315

**Miami, Fla., Jan. 2, 1998** - Nebraska sent Tom Osborne out on top in his final game as head coach, as the Huskers defeated Tennessee, 42-17, giving Coach Osborne his third undefeated national championship season in four years.

In a showdown between two of the top offenses in the nation, the Husker defense would steal the spotlight early, forcing a pair of Vol turnovers that led directly to touchdowns. Ahman Green opened the scoring from one yard out, before Shevin Wiggins' 10-yard TD run.

Leading 14-3 at halftime, Nebraska exploded for 21 points in the third quarter. The Huskers used a strong ground game to take control in the decisive quarter. Frost opened the period with touchdown runs of one and 11 yards, before Green scored from 22 yards out. Frost then added a nine-yard TD run in the fourth quarter to put NU in front 42-10.

Green rushed for an Orange Bowl-record 206 yards and two touchdowns, including 159 yards in the third quarter alone. Overshadowed in the offensive effort was a defense that held UT quarterback Peyton Manning to a season-low 134 yards in the air and forced three turnovers.

# NEBRASKA'S ALL-TIME BOWL GAMES

## 1998 HOLIDAY BOWL

**ARIZONA - 23**  
**NEBRASKA - 20**



Score by Quarters	1	2	3	4	Final
Arizona	6	3	0	14	23
Nebraska	0	13	0	7	20

Statistics	Nebraska	Arizona
First Downs	12	16
Rush Yards	87	107
Pass Yards	193	158
Total Yards	280	265

**San Diego, Calif., Dec. 30, 1998** - Kelvin Eafon's one-yard touchdown run with 6:08 remaining lifted fifth-ranked Arizona to a 23-20 victory over No. 14 Nebraska, ending the Huskers' four-game bowl winning streak.

In a wild fourth quarter that saw three lead changes, the Huskers rallied from a 16-13 deficit as Eric Crouch connected with Tracey Wistrom for a four-yard touchdown to give the Huskers a 20-16 lead with 10:55 remaining.

Arizona came right back on its next possession, driving 68 yards on nine plays, capped by Eafon's touchdown. NU had a final opportunity to regain the lead, driving to the UA 46-yard line before an Arizona interception.

NU erased a 9-0 deficit to lead 13-9 at the half thanks to two Arizona turnovers. Loran Kaiser's fumble recovery set up a 25-yard field goal by Kris Brown. On the Huskers' next possession, Crouch found wingback Shevin Wiggins for a 44-yard touchdown that gave the Huskers a 10-9 advantage. On the ensuing kickoff, Billy Legate forced a Wildcat fumble deep in UA territory, leading to Brown's second field goal of the half as time expired.

## 2000 ALAMO BOWL

**NEBRASKA - 66**  
**NORTHWESTERN - 17**



Score by Quarters	1	2	3	4	Final
Northwestern	3	14	0	0	17
Nebraska	7	31	21	7	66

Statistics	Nebraska	Northwestern
First Downs	28	14
Rush Yards	476	232
Pass Yards	160	151
Total Yards	636	383

**San Antonio, Texas, Dec. 30, 2000** - Nebraska scored an NU and NCAA bowl record 66 points while dominating Big Ten co-champion Northwestern, 66-17.

Trailing 10-7 early in the second quarter, the Huskers exploded for an NCAA bowl-record tying 31-point second quarter. Overall, NU outscored Northwestern 59-7 after the Wildcats took their only lead of the game.

Eric Crouch opened NU's second-quarter scoring with a 50-yard touchdown run. NU then scored 24 straight before Northwestern's Damien Anderson ran for a 69-yard score. Bobby Newcombe's 58-yard touchdown reception gave NU a 38-17 halftime lead.

A 21-point third quarter, including Matt Davison's 69-yard touchdown reception for Newcombe, put NU ahead 59-17. Place-kicker Josh Brown tied the NCAA bowl record for extra-point kick attempts (9) and extra-point kicks made (9). Dan Alexander ran for an NU bowl-record 240 rushing yards. As a team, the Huskers had an Alamo Bowl-record 476 rushing yards.

## 2002 INDEPENDENCE BOWL

**MISSISSIPPI - 27**  
**NEBRASKA - 23**



Score by Quarters	1	2	3	4	Final
Mississippi	0	14	10	3	27
Nebraska	3	14	3	3	23

Statistics	Nebraska	Mississippi
First Downs	17	20
Rush Yards	266	52
Pass Yards	93	313
Total Yards	359	365

**Shreveport, La., Dec. 27, 2002** - DeJuan Groce tied an NCAA record with his fourth punt return touchdown of the season, but the Huskers fell to Ole Miss, 27-23, in a loss that left NU with a 7-7 record, ending its streak of winning seasons at 40 straight. The loss also snapped the Huskers' 11-game bowl winning streak against teams from the Southeastern Conference.

Nebraska jumped to a 10-0 lead in the game's first 17 minutes, as Josh Brown connected on a 29-yard field goal before Jammal Lord found Matt Herian for a 41-yard second-quarter touchdown.

Eli Manning cut NU's lead to 10-7 with an 11-yard touchdown pass to Kerry Johnson before Groce's punt return put the Huskers up 17-7. Toward Sanford scored from one yard out to pull the Rebels within three at the half.

In the second half, Nebraska managed just 97 total yards and two field goals. The teams exchanged field goals before Sanford's second one-yard scoring run gave the Rebels a 24-20 edge. Ole Miss added another field goal with 4:38 remaining after NU had cut the lead to 24-23.

## 2000 FIESTA BOWL

**NEBRASKA - 31**  
**TENNESSEE - 21**



Score by Quarters	1	2	3	4	Final
Tennessee	0	7	7	7	21
Nebraska	14	3	7	7	31

Statistics	Nebraska	Tennessee
First Downs	23	17
Rush Yards	321	44
Pass Yards	148	267
Total Yards	469	311

**Tempe, Ariz., Jan. 2, 2000** - No. 3 Nebraska defeated No. 6 Tennessee, 31-21, to finish the season 12-1 and ranked No. 2 in the AP poll.

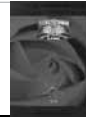
NU jumped out to a 14-0 first-quarter lead, scoring on a Dan Alexander seven-yard touchdown run and on a 60-yard punt return by Bobby Newcombe. A Josh Brown 31-yard field goal and a UT touchdown in the final seconds of the half gave the Huskers a 17-7 halftime advantage.

After the Vols closed to within 17-14 early in the third quarter, the Huskers responded by marching 96 yards in nine plays. Fullback Willie Miller set up the touchdown with a career-long 47-yard run. NU scored on the next play, as Eric Crouch connected with Aaron Golliday for a 13-yard touchdown pass to give the Huskers a 24-14 lead.

NU put the game out of reach with a 10-play, 99-yard drive, capped by Correll Buckhalter's two-yard touchdown run. Alexander rushed for 108 yards against the nation's seventh-best rush defense. In the final game for Defensive Coordinator Charlie McBride, the Blackshirts held the Vols to just 44 yards rushing and forced two interceptions.

## 2002 ROSE BOWL

**MIAMI - 37**  
**NEBRASKA - 14**



Score by Quarters	1	2	3	4	Final
Miami	7	27	0	3	37
Nebraska	0	0	7	7	14

Statistics	Nebraska	Miami
First Downs	16	18
Rush Yards	197	110
Pass Yards	62	362
Total Yards	259	472

**Pasadena, Calif., Jan. 3, 2002** - Playing in front of a sellout partisan Nebraska crowd, the Huskers fell to Miami 37-14 in the BCS national championship game.

Miami came out strong from the start and gained 472 yards of total offense, including 362 yards passing by quarterback Ken Dorsey. The victory capped Miami's perfect 12-0 campaign under first-year head coach Larry Coker. The 11-2 Huskers were held to a season-low 259 yards, including 197 on the ground.

The Hurricanes opened the scoring, capitalizing on a trio of first-half Husker turnovers. Miami converted the miscues into 14 points, helping the Hurricanes build a 34-point halftime lead.

Fullback Judd Davies got Nebraska on the board late in the third quarter with a 16-yard TD run to cut the lead to 34-7. The Huskers closed to within 20 points after DeJuan Groce returned a Miami punt 71 yards for a touchdown with more than 14 minutes remaining. Miami's Todd Sievers kicked a 37-yard field goal to account for the final 37-14 margin.

## 2003 ALAMO BOWL

**NEBRASKA - 17**  
**MICHIGAN STATE - 3**



Score by Quarters	1	2	3	4	Final
Michigan State	3	0	0	0	3
Nebraska	3	14	0	0	17

Statistics	Nebraska	Michigan State
First Downs	20	13
Rush Yards	229	45
Pass Yards	160	156
Total Yards	389	174

**San Antonio, Texas, Dec. 29, 2003** - Behind a stifling defense, No. 22 Nebraska picked up its 10th victory of the year with a 17-3 win over Michigan State.

Under Interim Head Coach Bo Pelini, the Blackshirts recorded five sacks and intercepted three passes to hold the Spartans to three points, equaling the lowest point total ever by a Husker bowl opponent.

NU held MSU without a touchdown and just 174 total yards, more than 200 yards below its season average. While the Blackshirts kept MSU in check, Cory Ross did the offensive damage, rushing for 138 yards and two touchdowns on a school-record 37 carries. Ross scored on TD runs of 2 and 6 yards, as NU built a 14-point halftime lead that would hold up after a scoreless second half.

The Husker defense forced its first turnover when Daniel Bullocks intercepted Jeff Smoker at the NU 36-yard line. The Huskers quickly took advantage, as Ross scored the first of two second-quarter touchdowns, giving the Huskers a 10-3 lead they would not relinquish.

# NEBRASKA'S ALL-TIME BOWL GAMES

## 2005 ALAMO BOWL NEBRASKA - 32 MICHIGAN - 28



Score by Quarters	1	2	3	4	Final
Michigan	7	7	7	7	28
Nebraska	7	7	3	15	32

Statistics	Nebraska	Michigan
First Downs	16	23
Rush Yards	151	130
Pass Yards	167	270
Total Yards	318	400

**San Antonio, Texas, Dec. 28, 2005** - Nebraska produced its greatest bowl comeback in school history, overcoming a 28-17 deficit with less than nine minutes left on its way to a thrilling 32-28 victory over No. 20 Michigan.

Nebraska jumped out to a 7-0 lead after a 52-yard touchdown pass from Zac Taylor to Terrence Nunn. Michigan answered with a pair of Chad Henne touchdown passes, before Taylor responded with another strike to Nate Swift to tie the game at the half.

Jordan Congdon kicked his school-record 19th field goal of the season to give NU a 17-14 lead midway through the third quarter, before Henne threw for a touchdown and ran for another score to put the Wolverines in front by 11.

Cory Ross, who earned MVP honors after rushing for 161 yards on 28 carries, led NU back with a 31-yard touchdown burst with 8:08 left. Taylor then hit Todd Peterson for the two-point conversion to trim Michigan's lead to 28-25. Following a Michigan fumble, Taylor hit Nunn with the game-winning 13-yard touchdown strike with 4:29 remaining.

The game's final play was a series of laterals that covered 62 yards and went all the way down to the NU 13.

## 2007 COTTON BOWL AUBURN - 17 NEBRASKA - 14



Score by Quarters	1	2	3	4	Final
Auburn	7	7	3	0	17
Nebraska	7	7	0	0	14


Statistics	Nebraska	Auburn
First Downs	17	12
Rush Yards	104	67
Pass Yards	126	111
Total Yards	230	178

**Dallas, Texas, Jan. 1, 2007** - In a classic defensive struggle, No. 10 Auburn managed the only points of the second half on a 42-yard John Vaughn third-quarter field goal to defeat No. 22 Nebraska, 17-14. The Huskers fell to the Tigers despite surrendering just 178 total yards, as both Auburn touchdowns came in the first half on drives of less than 15 yards following NU turnovers.

Nebraska was in position to tie or win the game late in the fourth quarter after senior linebacker Stewart Bradley recovered an Auburn fumble at the Tiger 42 with 5:24 remaining. The Huskers drove to the Auburn 27 before facing a fourth-and-11 at the 30. NU elected to go for it, but Zac Taylor's pass fell incomplete. NU's field goal attempt would have been from 47 yards out and the longest Husker field goal of the 2006 season was just 40 yards.

Nebraska scored on its opening possession, going 80 yards in 15 plays capped by Nate Swift's 13-yard scoring reception. Brandon Jackson reeled off a 20-yard run to tie the game with nine minutes to play in the first half. Vaughn posted the winning points in the third quarter, handing NU its fourth loss to a top-10 team on the year.

## 2009 GATOR BOWL NEBRASKA - 26 CLEMSON - 21



Score by Quarters	1	2	3	4	Final
Clemson	0	14	7	0	21
Nebraska	0	3	20	3	26

Statistics	Nebraska	Clemson
First Downs	14	14
Rush Yards	125	4
Pass Yards	236	206
Total Yards	361	210

**Jacksonville, Fla., Jan. 1, 2009** - Nebraska scored 16 unanswered points to rally from an 11-point halftime deficit and post a 26-21 win over Clemson.

All 21 Clemson points came off turnovers, as the Blackshirts held the Tigers to just 210 total yards, including only four yards rushing on 26 attempts. Clemson scored first when DeAndre McDaniel found the end zone on a 28-yard fumble recovery. NU answered with an Alex Henery field goal before an interception set Clemson up for a 25-yard touchdown pass with 19 seconds remaining in the first half.

On the first drive of the third quarter, Joe Ganz found Nate Swift for a 17-yard touchdown pass to close the gap to four. Following a fumbled punt, Clemson took over near midfield and completed a 41-yard touchdown pass to put the Tigers on top 21-10.

Ganz then found Todd Peterson for a 19-yard touchdown midway through the third quarter to open the run of 16 unanswered points. Henery secured the win by booting three field goals over the final 20 minutes.

Ganz, the game's MVP, completed 19-of-36 passes and threw for a Nebraska bowl-record 236 yards in the win.

## 2009 HOLIDAY BOWL NEBRASKA - 33 ARIZONA - 0



Score by Quarters	1	2	3	4	Final
Arizona	0	0	0	0	0
Nebraska	10	13	10	0	33

Statistics	Nebraska	Arizona
First Downs	19	6
Rush Yards	223	63
Pass Yards	173	46
Total Yards	396	109

**San Diego, Calif., Dec. 30, 2009** - In one of Nebraska's most dominant bowl performances in history, the No. 20 Cornhuskers registered their first-ever bowl shutout with a 33-0 whitewashing of Arizona in the 2009 Pacific Life Holiday Bowl at Qualcomm Stadium. It was also the first bowl shutout in Big 12 Conference history.

NU notched its first 10-win season since 2003, while the 33-point victory marked its largest bowl-game margin since a 66-17 win over Northwestern in the 2000 Alamo Bowl.

Led by All-American defensive tackle Ndamukong Suh and Holiday Bowl Defensive MVP Matt O'Hanlon, the Blackshirts' performance was near perfection, surrendering just 109 total yards. The only serious Wildcat threat came on the final drive, when they produced 72 of their 109 yards.

An efficient and balanced offense led by Offensive MVP Niles Paul finished with 396 total yards, including 223 rushing yards and 173 passing yards. Paul had four receptions for 123 yards, including an NU bowl-record 74-yard touchdown catch. He finished the night with 237 all-purpose yards, while fellow junior Alex Henery went 4-for-4 on field goals.

## 2010 HOLIDAY BOWL WASHINGTON - 19 NEBRASKA - 7



Score by Quarters	1	2	3	4	Final
Nebraska	0	7	0	0	7
Washington	10	0	7	2	19

Statistics	Washington	Nebraska
First Downs	21	14
Rush Yards	268	91
Pass Yards	72	98
Total Yards	340	189

**San Diego, Calif., Dec. 30, 2010** - Nebraska struggled to find its offensive rhythm against an inspired Washington defense in a 19-7 loss to the Huskies in the Bridgepoint Education Holiday Bowl at Qualcomm Stadium.

With the loss, the Huskers finished with a 10-4 mark for the second straight season.

NU managed just 91 rushing yards as a team, led by Rex Burkhead's 39 yards on 12 carries and Roy Helu's 34 yards on 11 carries. Helu closed his career as NU's No. 4 all-time leading rusher with 3,404 yards, including 1,245 in 2010.

Chris Polk led the way for the Huskies with 177 yards on 34 carries. The Huskies amassed 268 yards on the ground to overcome another struggle in the air for Jake Locker against the Blackshirt secondary. Locker finished just 5-of-16 passing for 56 yards.

Along with the strong running performance, the Huskies got help from the Huskers who committed 12 penalties for 102 yards, as well as turning the ball over twice on one fumble and one interception.

### NCAA Bowl Rankings

#### All-Time Bowl Appearances

Rank	Team	Appearances
1.	Alabama	59
2.	Texas	50
3.	Tennessee	49
4.	Nebraska	48
	USC	48

#### All-Time Consecutive Bowl Appearances

Rank	Team	Streak
1.	Nebraska (1969-2003)	35
2.	Michigan (1975-2007)	33
3.	Florida State (1982-pres.)	31
4.	Alabama (1959-83)	25

#### All-Time BCS Bowl Game Appearances

Rank	Team	Appearances
1.	USC	36
2.	Oklahoma	30
	Alabama	30
4.	Nebraska	29
5.	Ohio State	26

# NEBRASKA BOWL GAME HISTORY

## Nebraska All-Time Bowl Appearances by Season

YEAR	BOWL	OPP. (RANK)	RESULT
1941	Rose	Stanford (7/2)	L, 13-21
<b>1955</b>	<b>Orange</b>	<b>Duke (-/-14)</b>	<b>L, 7-34</b>
1962	Gotham	Miami (-/-)	W, 36-34
<b>1964</b>	<b>Orange</b>	<b>Auburn (6/5)</b>	<b>W, 13-7</b>
1965	Cotton	Arkansas (6/2)	L, 7-10#
<b>1966</b>	<b>Orange</b>	<b>Alabama (3/4)</b>	<b>L, 28-39#</b>
1967	Sugar	Alabama (6/3)	L, 7-34
<i>Start of NCAA-Record 35 Consecutive Bowl Appearances (from 1969 to 2003)</i>			
1969	Sun	Georgia (14/-)	W, 45-6
<b>1971</b>	<b>Orange</b>	<b>Louisiana State (3/5)</b>	<b>W, 17-12#</b>
<b>1972</b>	<b>Orange</b>	<b>Alabama (1/2)</b>	<b>W, 38-6#</b>
<b>1973</b>	<b>Orange</b>	<b>Notre Dame (9/12)</b>	<b>W, 40-6</b>
1974	Cotton	Texas (12/8)	W, 19-3
1974	Sugar	Florida (8/18)	W, 13-10
1975	Fiesta	Arizona State (6/7)	L, 14-17
1976	Astro-BB	Texas Tech (13/9)	W, 27-24
1977	Liberty	North Carolina (12/14)	W, 21-17
<b>1979</b>	<b>Orange</b>	<b>Oklahoma (6/4)</b>	<b>L, 24-31</b>
1980	Cotton	Houston (7/8)	L, 14-17
1980	Sun	Mississippi State (8/17)	W, 31-17
<b>1982</b>	<b>Orange</b>	<b>Clemson (4/1)</b>	<b>L, 15-22#</b>
<b>1983</b>	<b>Orange</b>	<b>Louisiana State (3/13)</b>	<b>W, 21-20</b>
<b>1984</b>	<b>Orange</b>	<b>Miami (1/5)</b>	<b>L, 30-31#</b>
1985	Sugar	Louisiana State (4/12)	W, 28-10
1986	Fiesta	Michigan (7/5)	L, 23-27
1987	Sugar	Louisiana State (6/5)	W, 30-15
1988	Fiesta	Florida State (5/3)	L, 28-31
<b>1989</b>	<b>Orange</b>	<b>Miami (6/2)</b>	<b>L, 3-23</b>
1990	Fiesta	Florida State (6/5)	L, 17-41
1991	Citrus	Georgia Tech (19/2)	L, 21-45#
<b>1992</b>	<b>Orange</b>	<b>Miami (11/1)</b>	<b>L, 0-22#</b>
<b>1993</b>	<b>Orange</b>	<b>Florida State (11/3)</b>	<b>L, 14-27</b>
<b>1994</b>	<b>Orange</b>	<b>Florida State (2/1)</b>	<b>L, 16-18#</b>
<b>1995</b>	<b>Orange</b>	<b>Miami (1/3)</b>	<b>W, 24-17#</b>
<b>1996</b>	<b>Fiesta</b>	<b>Florida (1/2)</b>	<b>W, 62-24#</b>
1996	Orange	Virginia Tech (6/10)	W, 41-21
<b>1998</b>	<b>Orange</b>	<b>Tennessee (2/3)</b>	<b>W, 42-17#</b>
1998	Holiday	Arizona (14/5)	L, 20-23
<b>2000</b>	<b>Fiesta</b>	<b>Tennessee (3/6)</b>	<b>W, 31-21</b>
2000	Alamo	Northwestern (9/18)	W, 66-17
2002	Rose	Miami (4/1)	L, 14-37#
2002	Independence	Ole Miss (-/-)	L, 23-27
2003	Alamo	Michigan State (22/-)	W, 17-3
2005	Alamo	Michigan (-/-20)	W, 32-28
2007	Cotton	Auburn (22/10)	L, 14-17
2009	Gator	Clemson (-/-)	W, 26-21
2009	Holiday	Arizona (20/22)	W, 33-0
2010	Holiday	Washington (18/-)	L, 7-19

# National Championship Game for at least one of the two teams  
**Bold** denotes NU conference champion teams.

## Nebraska All-Time Bowl Appearances by Bowl Game

YEAR	BOWL	OPP. (RANK)	RESULT
1941	Rose	Stanford (7/2)	L, 13-21
2002	Rose	Miami (4/1)	L, 14-37#
<b>1955</b>	<b>Orange</b>	<b>Duke (-/-14)</b>	<b>L, 7-34</b>
<b>1964</b>	<b>Orange</b>	<b>Auburn (6/5)</b>	<b>W, 13-7</b>
<b>1966</b>	<b>Orange</b>	<b>Alabama (3/4)</b>	<b>L, 28-39#</b>
<b>1971</b>	<b>Orange</b>	<b>Louisiana State (3/5)</b>	<b>W, 17-12#</b>
<b>1972</b>	<b>Orange</b>	<b>Alabama (1/2)</b>	<b>W, 38-6#</b>
<b>1973</b>	<b>Orange</b>	<b>Notre Dame (9/12)</b>	<b>W, 40-6</b>
<b>1979</b>	<b>Orange</b>	<b>Oklahoma (6/4)</b>	<b>L, 24-31</b>
<b>1982</b>	<b>Orange</b>	<b>Clemson (4/1)</b>	<b>L, 15-22#</b>
<b>1983</b>	<b>Orange</b>	<b>Louisiana State (3/13)</b>	<b>W, 21-20</b>
<b>1984</b>	<b>Orange</b>	<b>Miami (1/5)</b>	<b>L, 30-31#</b>
<b>1989</b>	<b>Orange</b>	<b>Miami (6/2)</b>	<b>L, 3-23</b>
<b>1992</b>	<b>Orange</b>	<b>Miami (11/1)</b>	<b>L, 0-22#</b>
<b>1993</b>	<b>Orange</b>	<b>Florida State (11/3)</b>	<b>L, 14-27</b>
<b>1994</b>	<b>Orange</b>	<b>Florida State (2/1)</b>	<b>L, 16-18#</b>
<b>1995</b>	<b>Orange</b>	<b>Miami (1/3)</b>	<b>W, 24-17#</b>
1996	Orange	Virginia Tech (6/10)	W, 41-21
<b>1998</b>	<b>Orange</b>	<b>Tennessee (2/3)</b>	<b>W, 42-17#</b>
1962	Gotham	Miami (-/-)	W, 36-34
1965	Cotton	Arkansas (6/2)	L, 7-10#
1974	Cotton	Texas (12/8)	W, 19-3
1980	Cotton	Houston (7/8)	L, 14-17
2007	Cotton	Auburn (22/10)	L, 14-17
1967	Sugar	Alabama (6/3)	L, 7-34
1974	Sugar	Florida (8/18)	W, 13-10
1985	Sugar	Louisiana State (4/12)	W, 28-10
1987	Sugar	Louisiana State (6/5)	W, 30-15
1969	Sun	Georgia (14/-)	W, 45-6
1980	Sun	Mississippi State (8/17)	W, 31-17
1975	Fiesta	Arizona State (6/7)	L, 14-17
1986	Fiesta	Michigan (7/5)	L, 23-27
1988	Fiesta	Florida State (5/3)	L, 28-31
1990	Fiesta	Florida State (6/5)	L, 17-41
<b>1996</b>	<b>Fiesta</b>	<b>Florida (1/2)</b>	<b>W, 62-24#</b>
<b>2000</b>	<b>Fiesta</b>	<b>Tennessee (3/6)</b>	<b>W, 31-21</b>
1976	Astro-BB	Texas Tech (13/9)	W, 27-24
1977	Liberty	North Carolina (12/14)	W, 21-17
1991	Citrus	Georgia Tech (19/2)	L, 21-45#
2000	Alamo	Northwestern (9/18)	W, 66-17
2003	Alamo	Michigan State (22/-)	W, 17-3
2005	Alamo	Michigan (-/-20)	W, 32-28
1998	Holiday	Arizona (14/5)	L, 20-23
2009	Holiday	Airzona (22/20)	W, 33-0
2010	Holiday	Washington(18/-)	L, 7-19
2002	Independence	Ole Miss (-/-)	L, 23-27
2009	Gator	Clemson (-/-)	W, 26-21

# National Championship Game for at least one of the two teams  
**Bold** denotes NU conference champion teams.

# NEBRASKA BOWL SUPERLATIVES

### Record by Bowl Game

Orange Bowl	8-9
Fiesta Bowl	2-4
Sugar Bowl	3-1
Cotton Bowl	1-3
Alamo Bowl	3-0
Sun Bowl	2-0
Rose Bowl	0-2
Holiday Bowl	1-2
Liberty Bowl	1-0
Astro-Bluebonnet Bowl	1-0
Gotham Bowl	1-0
Gator Bowl	1-0
Independence Bowl	0-1
Citrus Bowl	0-1

### Bowl Record By State

Arizona	2-4
California	1-4
Florida	9-10
Georgia	3-1
Mississippi	0-1
New York	1-0
Tennessee	1-0
Texas	7-3

### Bowl Record vs. Conferences

vs. SEC	12-5
vs. ACC	5-11
vs. Big Ten	3-1
vs. Big 12	2-1
vs. Pac-12	1-4
vs. Notre Dame	1-0
vs. Conference USA	0-1

### Bowl Record By Decade

1940-1949	0-1
1950-1959	0-1
1960-1969	3-3
1970-1979	7-2
1980-1989	4-6
1990-1999	4-6
2000-2009	6-3
2010-present	0-1

### Nebraska Head Coaching Bowl Records

Biff Jones	0-1
Bill Glassford	0-1
Bob Devaney	6-3
Tom Osborne	12-13
Frank Solich	2-3
Bo Pelini	3-0
Bill Callahan	1-1

### Bowl Record When....

Out-rushing opponent	21-12
Out-passing opponent	12-6
Out-gaining opponent	21-6
Getting out-rushed	3-11
Getting out-passed	12-17
Getting out-gained	3-17
Leading at the half	14-6
Trailing at the half	8-15
Tied at the half	2-2
Scoring first	15-7
Scoring less than 20 points	5-14
Scoring 20 or more points	19-9
Game is decided by five points or less	8-10
Game is decided by 10 points or less	11-13
Game decided by more than 14 points	14-7
Playing a top-5 team	7-17
Playing a top-10 team	11-20
Playing a top-25 team	20-21

### Nebraska Bowl Streaks

Consecutive wins	6
Consecutive losses	7
Consecutive appearances	35*
Consecutive January bowl appearances	17^

\*NCAA Record (1969-2003)

^NCAA Record (1981-1987)

# HIGHLIGHTING NEBRASKA'S BOWL HISTORY

The photos on this page represent the bowl program covers from Nebraska's first 47 all-time bowl games. The Huskers' rich bowl tradition dates back 69 years to their first bowl appearance in the 1941 Rose Bowl. Below are some highlights from NU's bowl history:

- » Nebraska owns a 24-23 all-time bowl record, including 10 wins in its last 15 bowl games.
- » Nebraska ranks in a tie for fourth all-time with 48 all-time bowl appearances.
- » The Huskers appeared in 35 consecutive bowl games from 1969 to 2003, the longest streak in NCAA history.
- » Nebraska's streak of 17 consecutive January bowl appearances from 1981 to 1997 is the longest in NCAA history.
- » NU has appeared in 29 BCS bowls in school history, a total that is tied with Alabama for third in NCAA history.
- » Nebraska has appeared in 14 different bowl games.

» Nebraska is 4-2 in its last six bowl games.

» Coach Bo Pelini is 3-1 in bowl games at Nebraska, including a 17-3 victory over Michigan State as interim head coach in the 2003 Alamo Bowl. In Pelini's four bowl games, his defenses have allowed only 34 offensive points, including 21 following an NU turnover.

### NEBRASKA BOWL BIDS

BOWL	GAMES
Orange Bowl	17
Fiesta Bowl	6
Sugar Bowl	4
Cotton Bowl	4
Holiday Bowl	3
Alamo Bowl	3
Rose Bowl	2

BOWL	GAMES
Sun Bowl	2
Citrus/Capitol One Bowl	2
Independence Bowl	1
Liberty Bowl	1
Astro-Bluebonnet Bowl	1
Gator Bowl	1
Gotham Bowl	1

